

SLATE DIMENSIONS



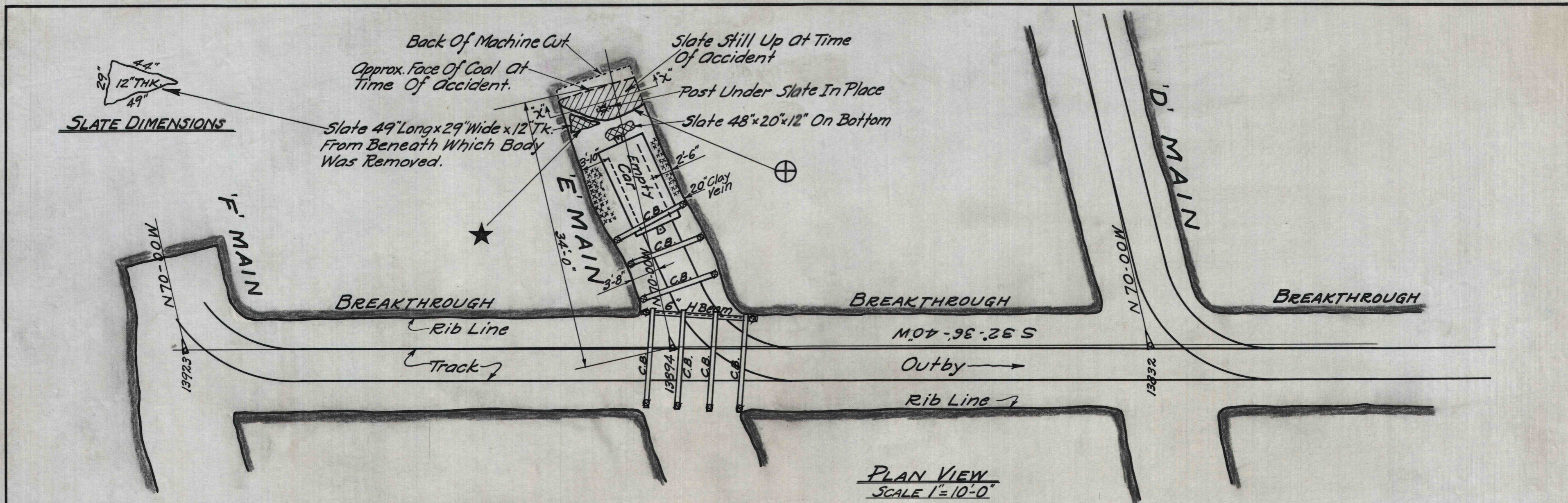
Slate 49" Long x 29" Wide x 12" Thk. From Beneath Which Body Was Removed.

Slate 48" x 20" x 12" On Bottom

Back Of Machine Cut
Approx. Face Of Coal At Time Of Accident

Slate Still Up At Time Of Accident

Post Under Slate In Place



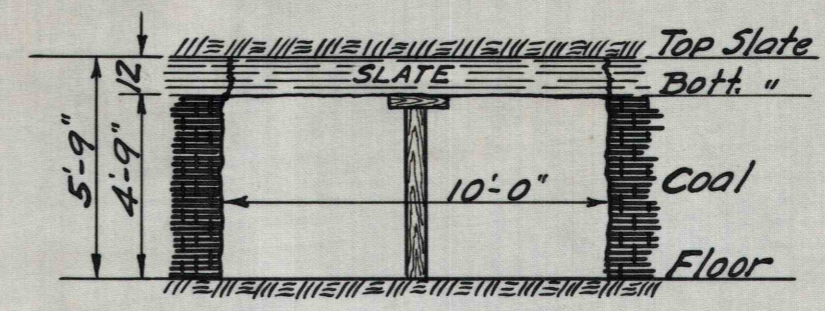
PLAN VIEW
SCALE 1"=10'-0"

VICTIM - Fred N. Rawlins - AGE 49.
OCCUPATION - Loader CHECK N^o 383.
ACCIDENT - Fatal, Crushed Beneath Fall Of Slate.

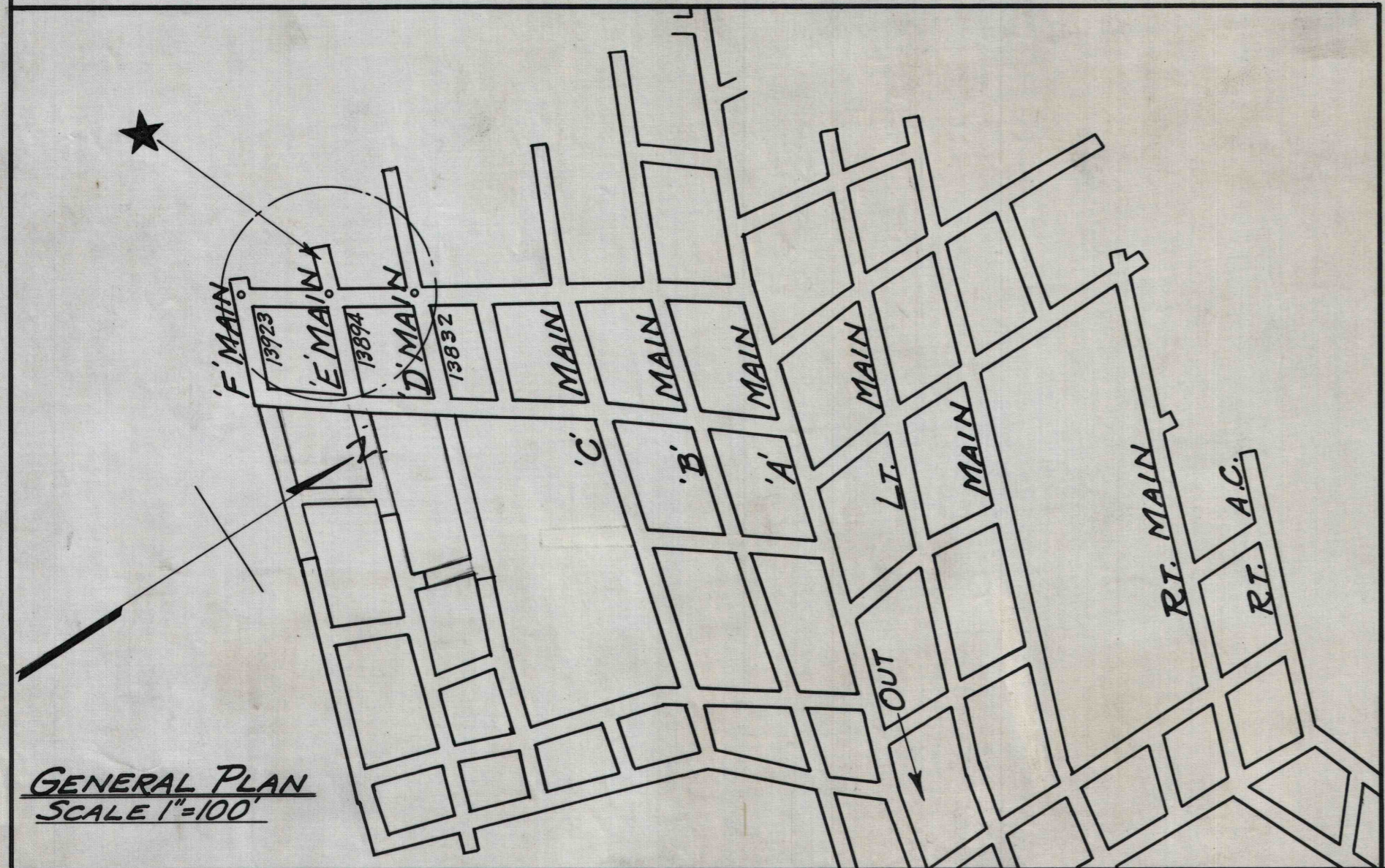
LOCATION - "E" Main Entry.
TIME - 11.10 a.m. February 25-1942.
BUDDY - John Wentz.

LEGEND.

- ★ WHERE VICTIM WAS CAUGHT UNDER FALL.
- ⊕ WHERE BUDDY WAS WORKING.
- ▨ SLATE STILL IN PLACE ABOVE COAL.
- ▩ FALLEN PIECES OF SLATE
- C.B. WOOD CROSS BARS.
- ⊠ Posts.



SECTION "X-X"
SCALE 1"=5'-0"



GENERAL PLAN
SCALE 1"=100'

Rev. Mar. 21 1942

JONES & LAUGHLIN STEEL CORP.
VESTA COAL DIVISION
CALIFORNIA, PA.

MINE N^o 5 PLAN SHOWING
LOCATION OF FRED N. RAWLINS
FATAL ACCIDENT.

DR <i>cl</i>	DATE FEB. 26-'42	C-904
TR <i>ca</i>	SCALE AS SHOWN	