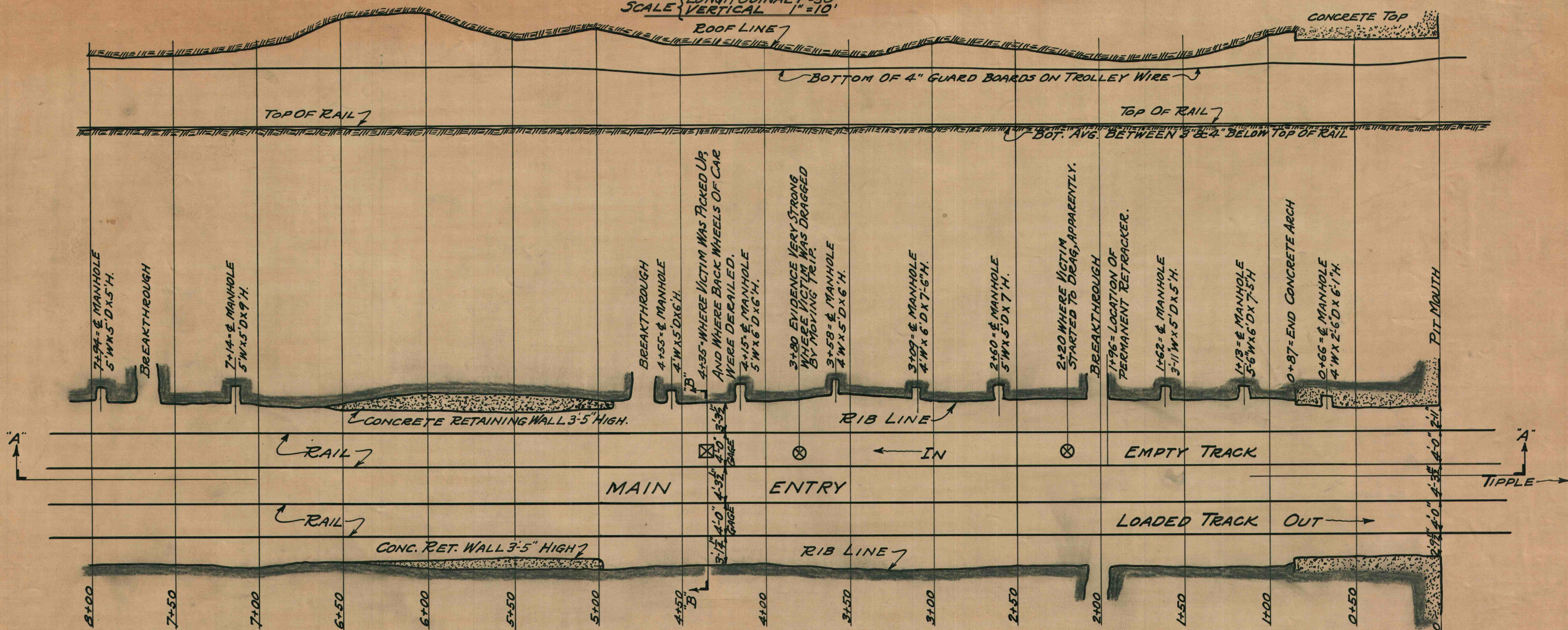
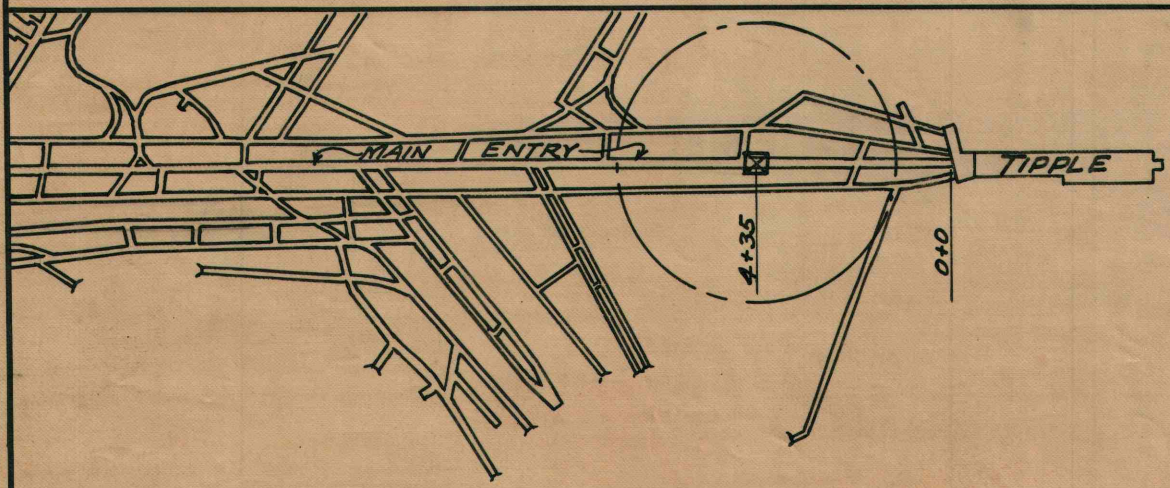


SECTION A-A
 SCALE { LONGITUDINAL 1"=50'
 VERTICAL 1"=10'

THE LAST CAR OF THE TRIP
 DERAILED ITSELF AT OLD SLATE
 TRACK FROG AT 10+57, AFTER
 BEING DERAILED AT 4+35 BY
 THE VICTIM'S BODY.



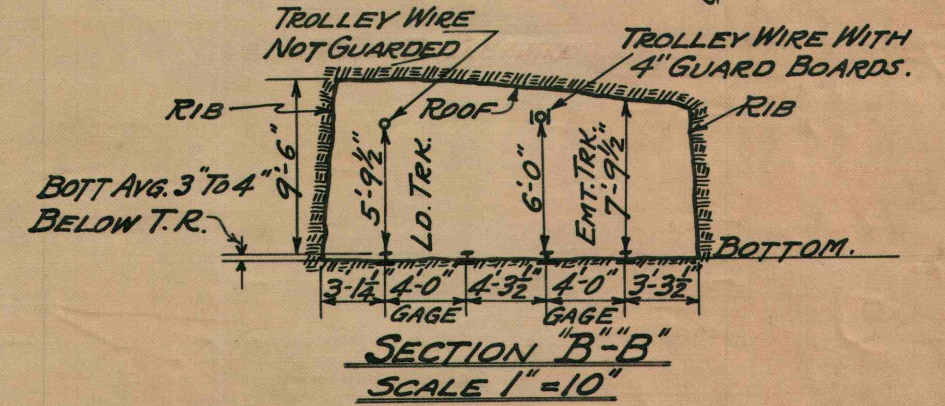
ENLARGED PLAN
 SCALE { LONGITUDINAL 1"=50'
 TRANSVERSE 1"=10'



GENERAL PLAN
 SCALE 1"=400'

FATAL ACCIDENT

VICTIM - JOE SHEBA, BRAKEMAN, CHECK NO 1714.
TIME - JUNE 11-1943 AT 7.20 AM.
PLACE - MAIN ENTRY NEAR PIT MOUTH.
EXPLANATION - While Stationed Near Pit Mouth, The Victim Had Signaled Motorman, Who Was In by On Motor At Head Of A 70 Car Trip, To Start The Trip In. The Victim Was To Have Boarded The Last Car And Proceed Into The Mine With The Trip. In Some Manner He Fell Into The Hitching Between The Last And Next To Last Cars, And Was Crushed To Death Beneath The Last Car. The Body Was Recovered At 4+35 After The Trip Had Completely Passed This Point. The Trip Lamp Had Been Placed On The Rear Car By The Brakeman.



JONES & LAUGHLIN STEEL CORP.		
VESTA COAL DIVISION		
CALIFORNIA, PA.		
MINE NO 5 MAIN ENTRY - PLAN AT		
LOCATION OF JOE SHEBA FATALITY.		
DR H.D.	DATE 6/12/43	C-922.
TR EXP.	SCALE AS SHOWN.	