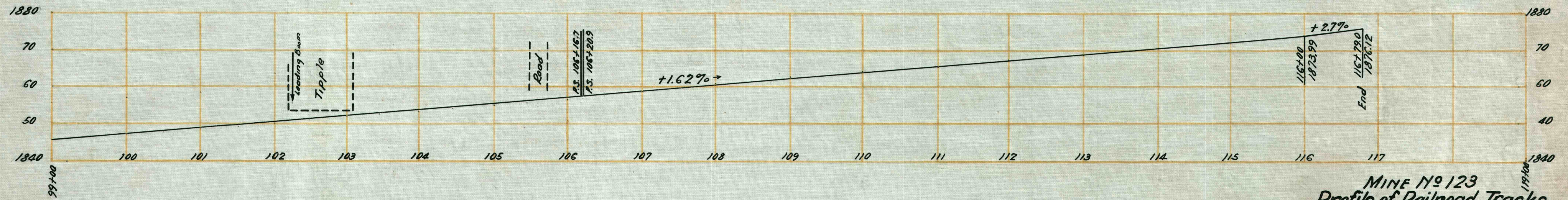

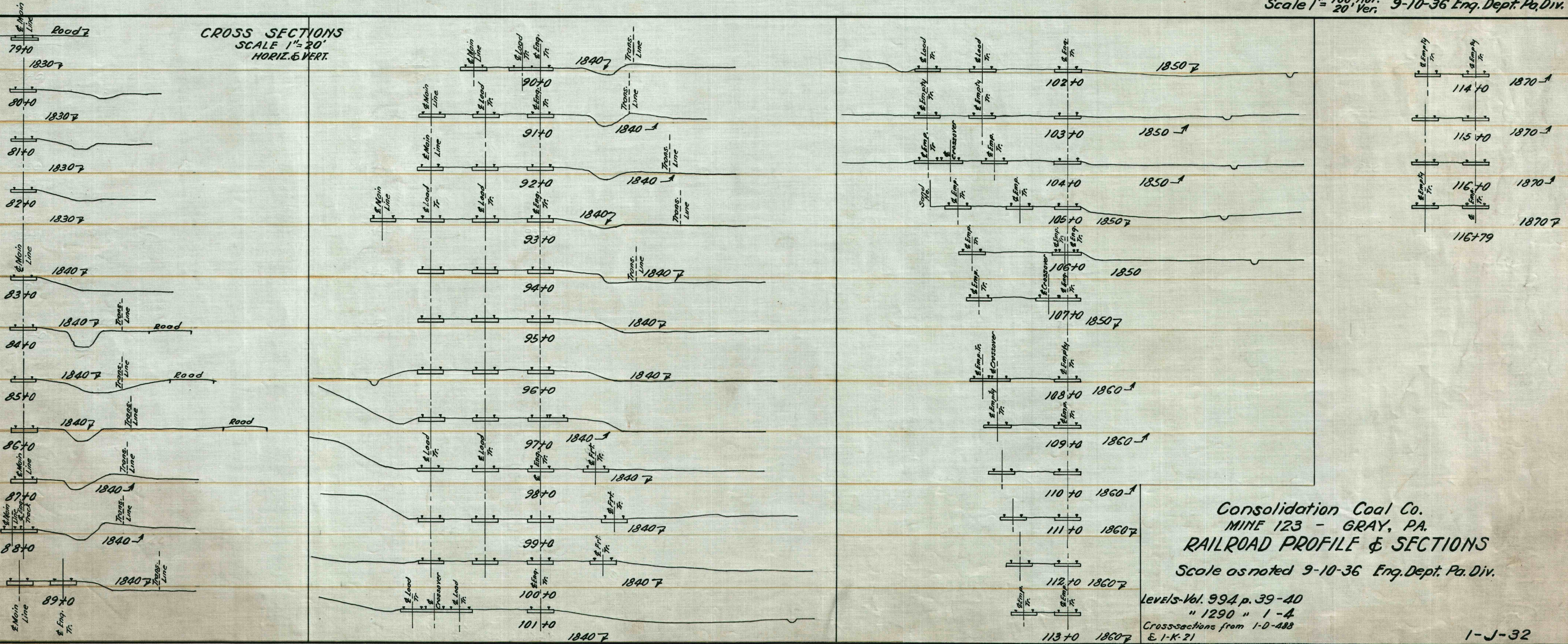


Mine 123



MINE No 123
 Profile of Railroad Tracks.
 Scale 1" = 100' Hor. 20' Ver. 9-10-36 Eng. Dept. Pa. Div.

CROSS SECTIONS
 SCALE 1" = 20'
 HORIZ. & VERT.



Consolidation Coal Co.
 MINE 123 - GRAY, PA.
 RAILROAD PROFILE & SECTIONS
 Scale as noted 9-10-36 Eng. Dept. Pa. Div.

Levels - Vol. 994 p. 39-40
 "1290" 1-4
 Cross-sections from 1-D-488
 & 1-K-21