






LEGEND

-  ENTRIES
-  ROOMS
-  PILLARS EXHAUSTED
- OWNER OF MINERAL — WESTMORELAND INCORPORATED
2500 Fidelity-Phila. Trust Bldg.,
PHILADELPHIA 9, PA.
- OPERATOR — WESTMORELAND COAL CO.
IRWIN, PA.
-  6 MONTHS ANTICIPATED MINING
-  LIMIT OF MINERAL OWNED BY
WESTMORELAND INCORPORATED

Portion of Mine Workings
in the
PITTSBURGH SEAM
in relation to
STATE HIGHWAYS
BIDDLE MINE
WESTMORELAND COAL CO.
situate in

North Huntingdon Township, Westmoreland County, Pa.
Engineering Department, Westmoreland Coal Co., Irwin, Pa.
December 28, 1950 Scale 1"=100'
George J. Lewis Chief Engineer, Irwin, Pa.