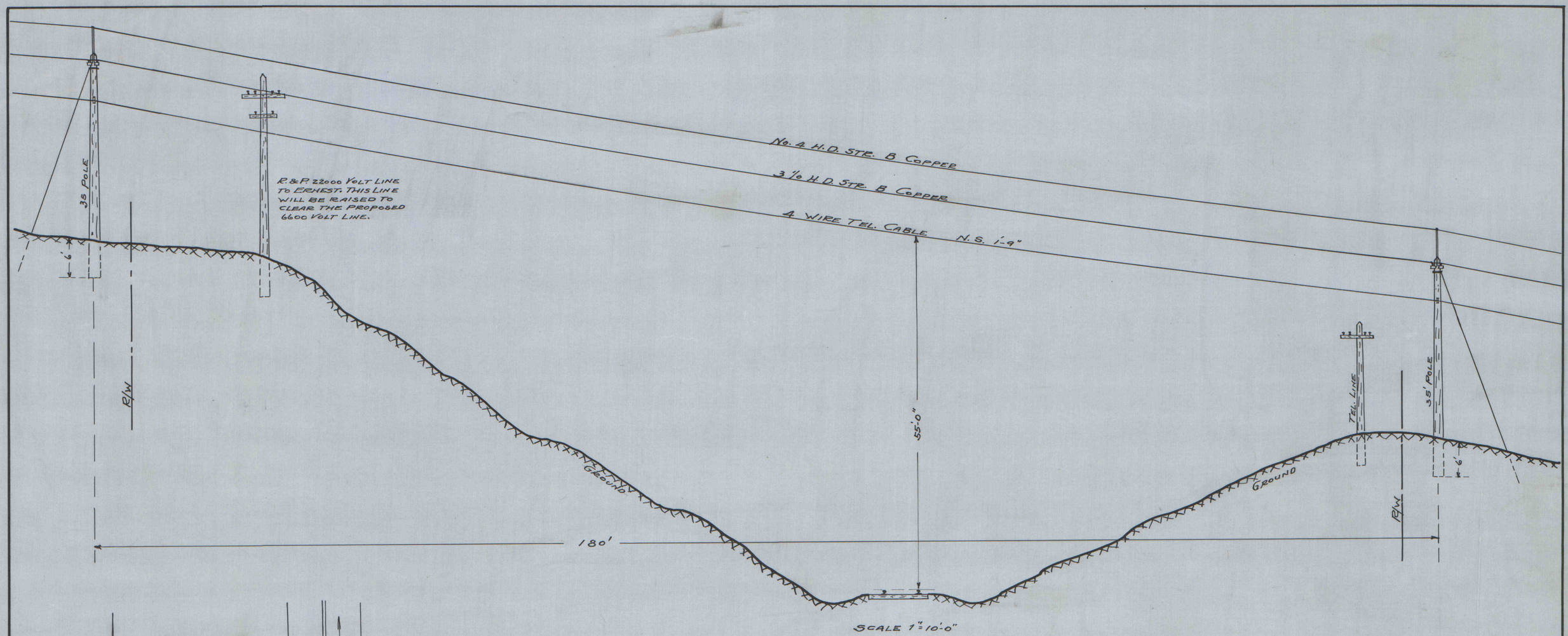

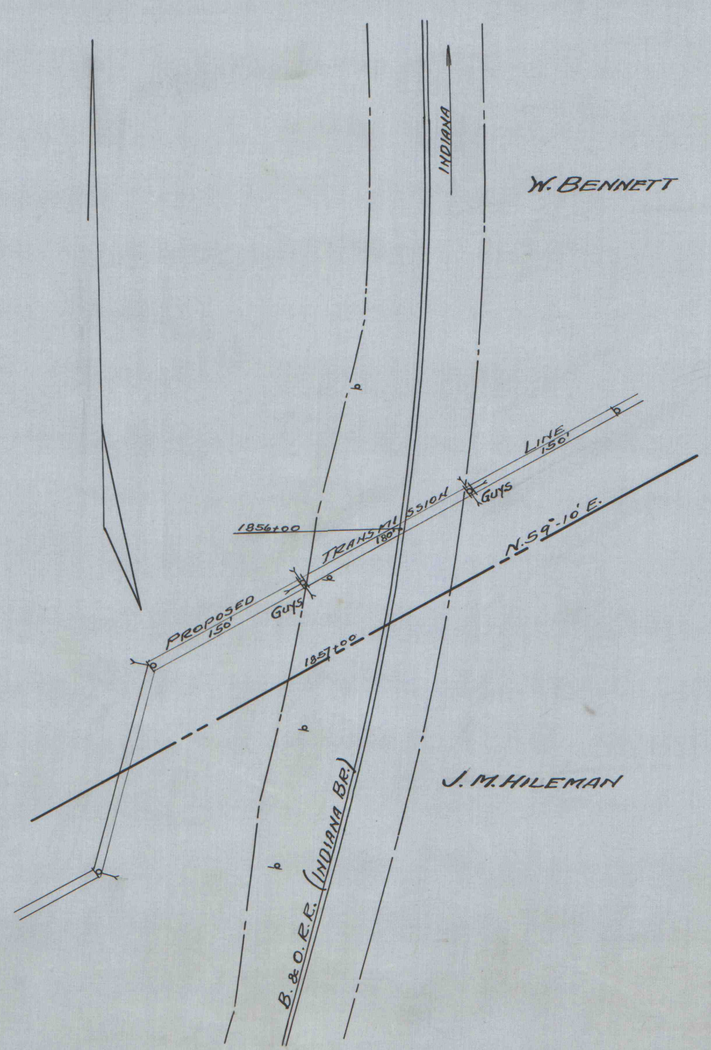

PLAN
SCALE 1" = 100'

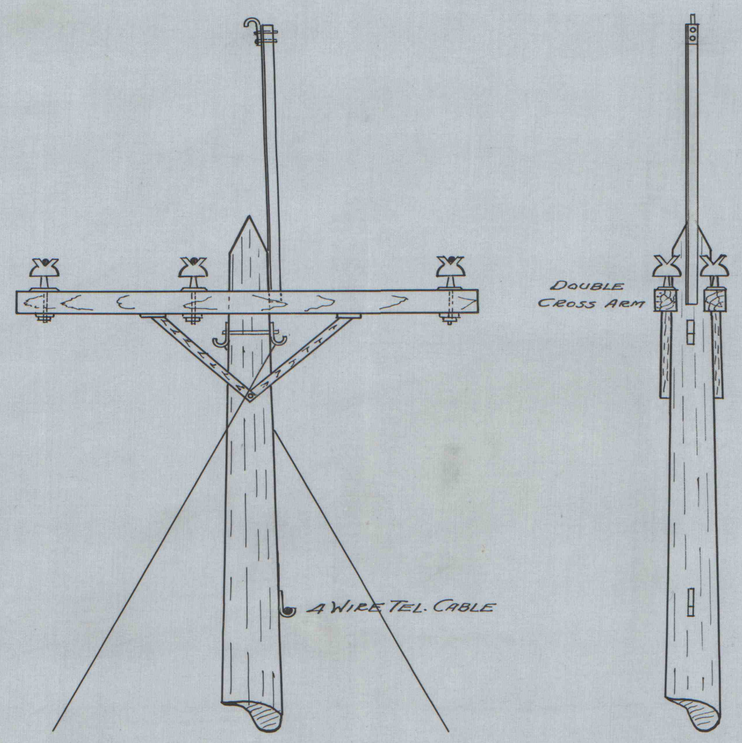

SCALE 1/2" = 1'-0"

SPECIFICATIONS

POTENTIAL	— 6600 Volt.
CONDUCTORS	— 3/0 H.D. Str. B. Copper.
TIES - TYPE	— No. 4 Copper.
INSULATORS	— Straight Line OB 34622
PINS	— 3/4" Galv. Steel Lead Dip OB 71410
CROSS ARMS	— 4" x 5" x 8'-0"
" " BOLTS	— 5/8" x 18" Galv.
" " BRACES	— Joslin Wood 2" x 2" x 3'-0" Creosote
POLE BRACE BOLT	— 1/2" x 3 1/2" Lag Screws
SPACERS	— 5/8" x 18" Long with 4 nuts and 4 Washers.
POLE	— Red Wood Cedar Class 4
GUYS	— 3/8" Galv. Steel.
ANCHOR RODS	— 3/4" x 6'-0" J 7426
ANCHORS	— Old Mine Car Wheel
BAYONETS	— 3" x 3 x 1/4" x 6' Long - Galv. J1135.
GROUND	— No. 4 HD Str. B Copper
CLAMPS	— Joslin

ROCHESTER & PITTSBURGH COAL CO.
PLAN AND PROFILE
OF
PROPOSED TRANSMISSION LINE CROSSING
B. & O. R.R. - INDIANA BR.
WHITE TWP. - AT STATION 1856+00. - INDIANA CO.
SCALE: AS SHOWN MAY 1949.

IMAPS 10082 621.319-4252-67