96-5896

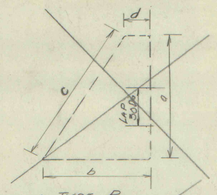

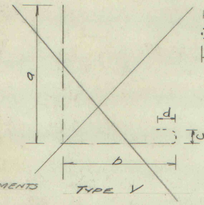

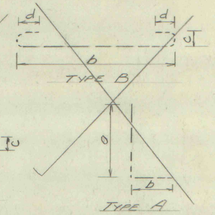

INSIDE MEASUREMENTS

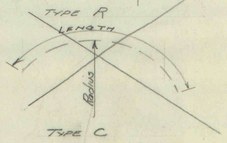

MARK	REQ'D.	SIZE	LENGTH	DESCRIPTION	a	b	c	d
R-1	4	#4	13'-5	TYPE R	3'-11	3'-0	4'-6 1/4	8 3/8
R-2	8	#4	13'-9	"	3'-11	3'-2 1/16	4'-6 1/4	10 5/16
R-3	8	#4	16'-11	"	3'-11	4'-9	4'-6 1/4	2'-5 3/8
R-4	4	#4	18'-5	"	3'-11	5'-0	4'-6 1/4	3'-8 3/8
C-1	4	#4	4'-2"	TYPE C Rad. 1'-10"				
C-2	4	#4	5'-0"	Rad. 2'-4"				
C-3	4	#4	3'-10"	Rad. 2'-11"				
C-4		#4	6'-3"	Rad. 3'-6"				
C-5		#4	7'-8	Rad 4'-1"				
V-1	10	#6	13'-8	Straight				
V-2	4	#6	8'-1	TYPE V	5'-6	1'-7"	6"	6"
V-3	4	#6	9'-0	TYPE V	5'-6	2'-6"	6"	6"
V-4	4	#6	10'-0	TYPE V	5'-6	3'-6"	6"	6"
V-5	2	#6	11'-1"	TYPE V	5'-6	4'-7	6"	6"
B-1	24	#7	13'-4	TYPE B		11'-4	6"	6"
B-2	18	#7	1'-4"	"		9'-2	6"	6"
A-1	50	#7	3'-6"	TYPE A	2'-6	1'-0		
D-1	20	#7	12'-0"	Straight				
D-2	38	#4	9'-6"	Straight				
D-3	20	#7	10'-9"	Straight				
D-4	6	#6	10'-0	"				
D-5	10	#6	5'-0	"				

8 - 1 1/8" ANCHOR BOLTS

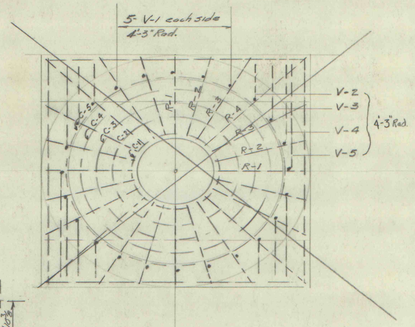

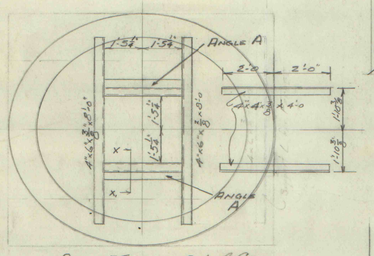

PLAN OF STEEL @ BOTT. OF CORE

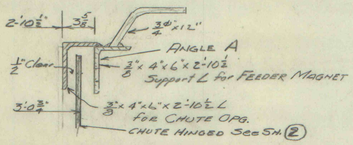

SECTION X-X

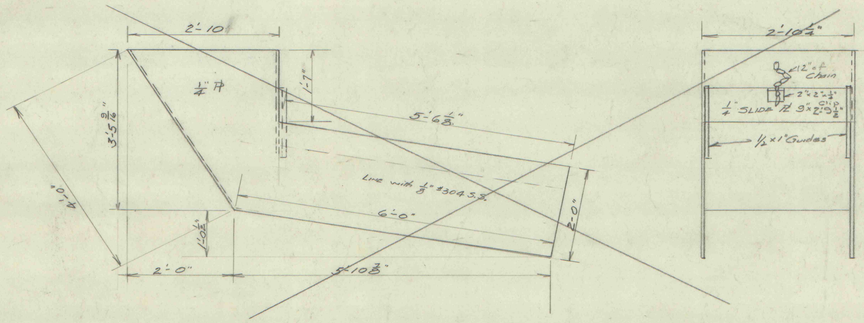

CHUTE (I) DO NOT USE SEE SH (2)

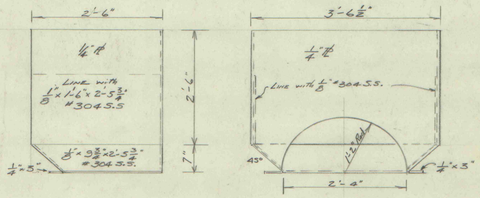

CHUTE (II)

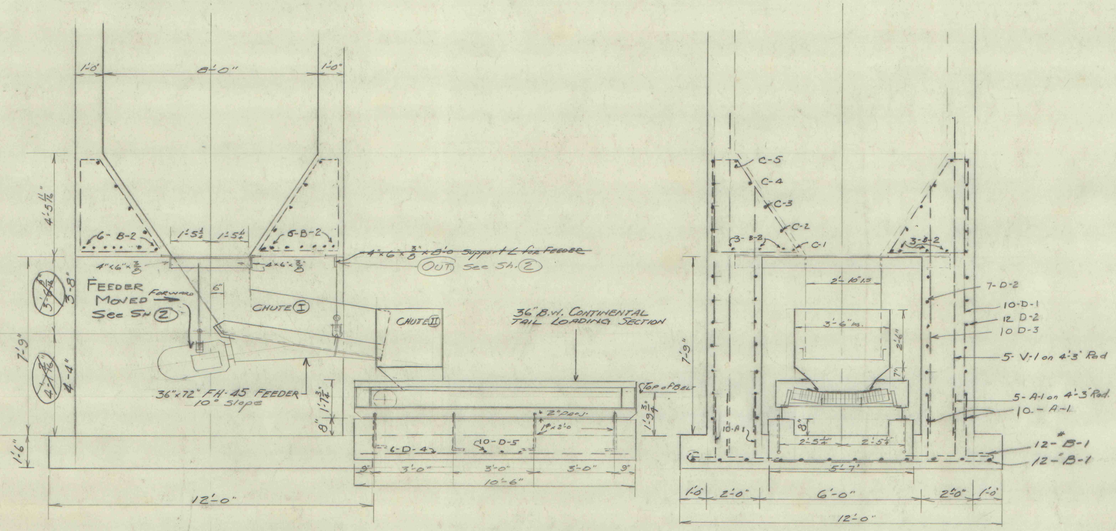

Rev 1-10-15-67
FEEDER Moved forward, CHUTE (I) Support L's for CHUTE

ROCHESTER & PITTSBURGH COAL CO.
ENGINEERING DEPT., INDIANA, PA.

STORAGE BIN & FEEDER
MARGARET TO SHAFT 1

MADE BY Gilel	SCALE 3/8"=1'-0
TRACED BY	DATE 3-18-67
CHECKED BY	NO. M-458-M (I)

B. K. ELLIOTT CO., PGH., PA. REORDER A-23471

IMAR # 829161

9685-96