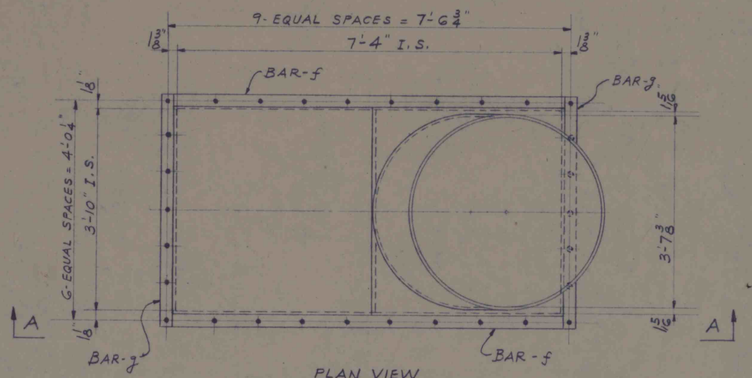

PLAN VIEW
ONE (1) DUCT MK. 12-1

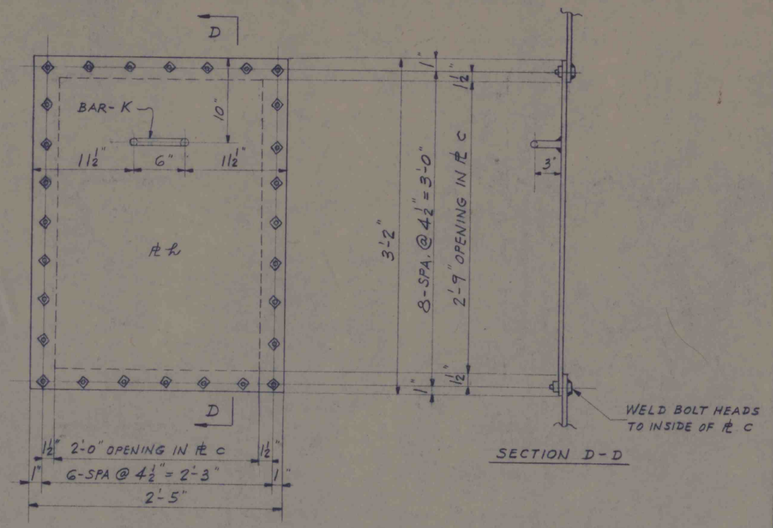

SECTION C-C
ENLARGED

SECTION D-D

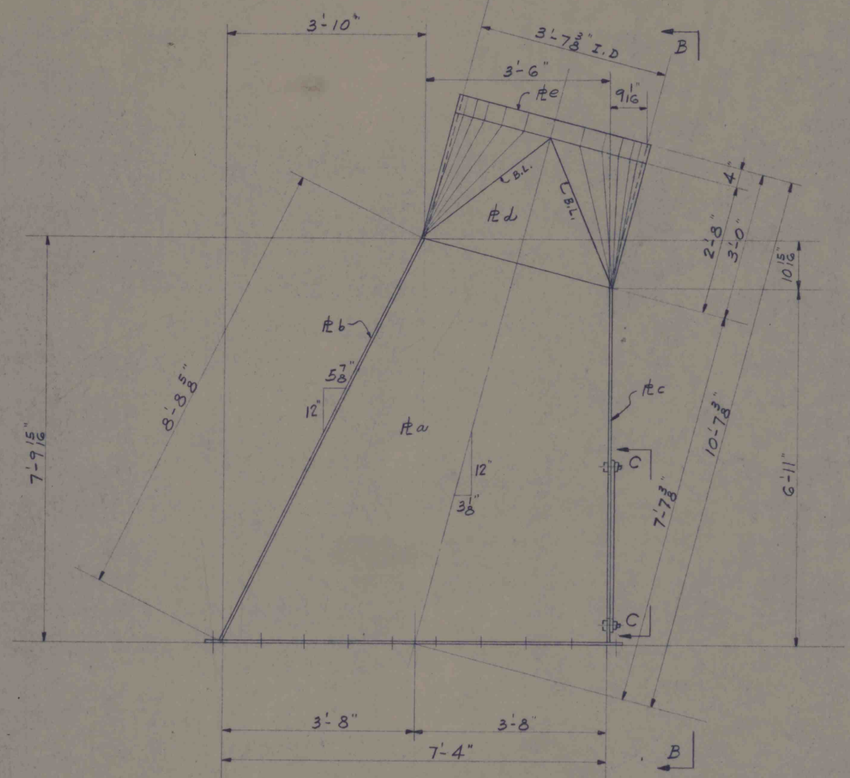

SECTION A-A

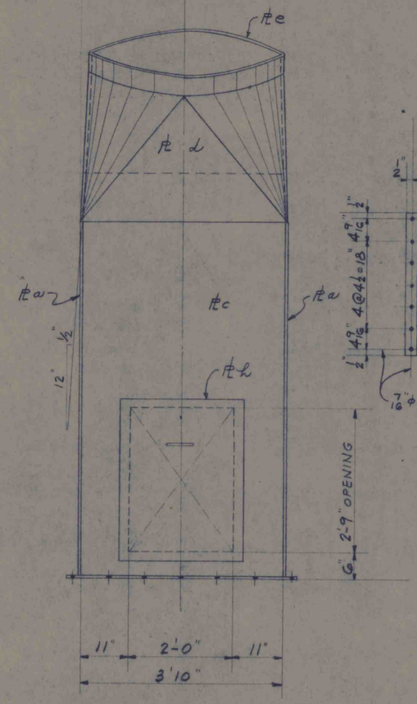

SECTION B-B

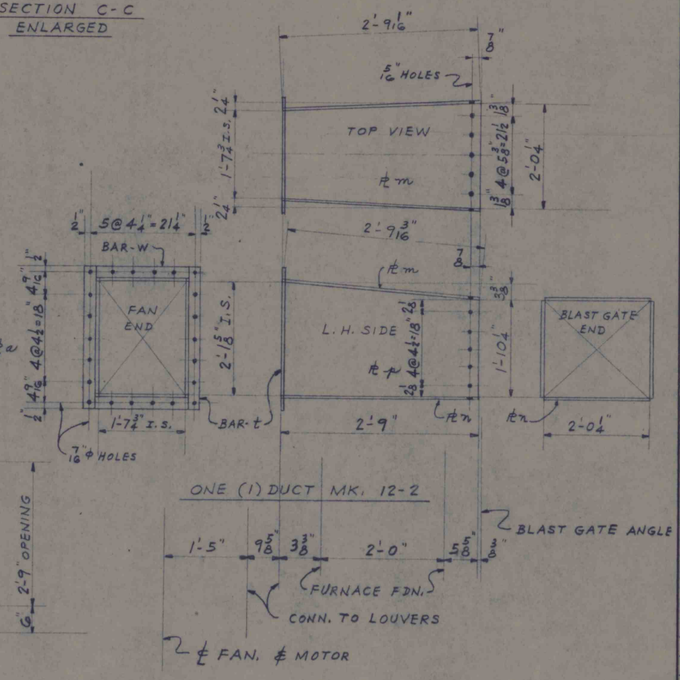

SHIPPING MARK	No. REQ'D.	DESCRIPTION	ASSEMBLY MARK	WEIGHT
12-1	①	DUCT		
	2	PL 5/8" x 1/4 x 7'-9 1/16"	a	1,168
	1	PL 46" x 1/4 x 8'-8 3/4"	b	340
	1	PL 46" x 1/4 x 6'-10 3/4"	c	269
	1	PL 32 x 1/4 x 14'-8 3/4"	d	400
	1	PL 4" x 1/4 x 11'-5"	e	39
	2	BARS 1 3/4" x 1/4 x 7'-4 1/2	f	22
	2	BARS 2 x 1/4 x 4'-2 1/2	g	14
	1	PL 29" x 1/4 x 3'-2"	h	78
	1	BAR 3/4" DIA. x 1'-0"	K	2
12-2	①	DUCT		
	1	PL 24 1/4" x #10 x 2'-9 1/16"	m	30
	1	PL 24 1/4" x #10 x 2'-8 3/4"	n	30
	2	PL 5/8" 25 5/8" x #10 x 2'-8 15/16"	p	63
	2	BARS 1 1/8 x #10 x 2'-4 1/8	t	2
	2	BARS 1 1/8 x #10 x 1'-8"	W	2
		SHOP BOLTS		
	28	1/2" ϕ x 1 1/2" LG. S.H. S.N.		
		TOTAL WEIGHT		2,459

NOTES:
9/16 DIA. HOLES UNLESS NOTED.
PAINT ONE SHOP COAT
WELDED CONSTRUCTION
Ord On BM #5

UNIT # 7

TO SHOP: 8-16-56

REVISED
① 9-4-56 R.L.T.
②
③
④

DETAIL OF DUCT
PRE-HEATED AIR SYSTEM
FOR
ROCHESTER & PITTSBURGH COAL CO.
O'DONNELL MINE-FOUR STATES, W.VA.

INDUSTRIAL ENGINEERING & CONSTRUCTION CO., INC.
FAIRMONT, WEST VIRGINIA

SCALE 3/4" = 1'-0" | ORDER 56104 | 56104-C-12
MDE. R.L.T. CHK. | APP. F.W.P. 8/16/56