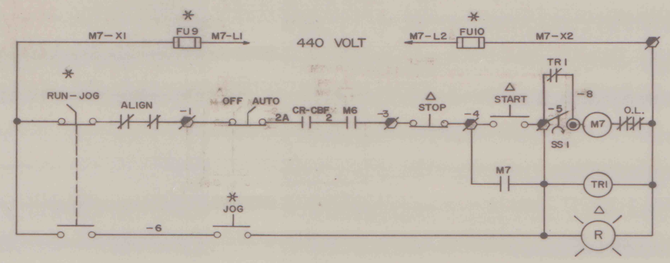

UNIT	DESCRIPTION	MCC	HP
M7	BELT CONVEYOR NO. 1		

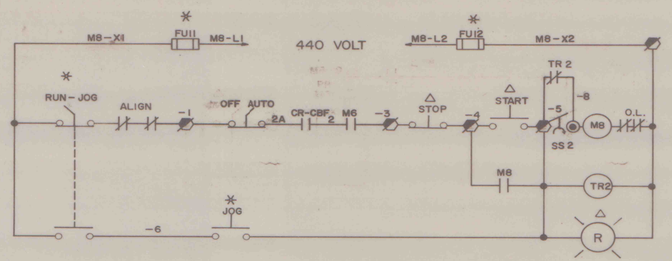

UNIT	DESCRIPTION	MCC	HP
M8	BELT CONVEYOR NO. 2		

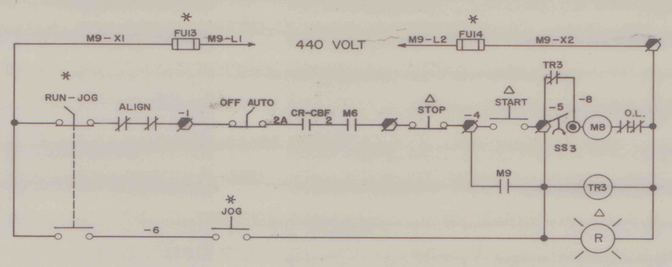

UNIT	DESCRIPTION	MCC	HP
M9	BELT CONVEYOR NO. 3		

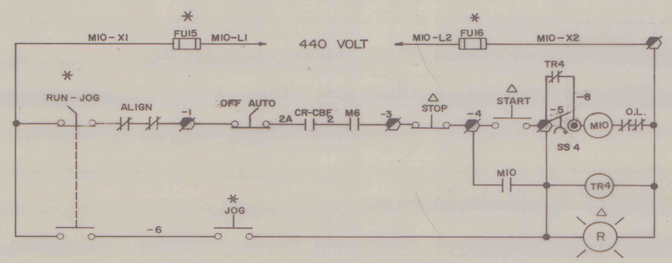

UNIT	DESCRIPTION	MCC	HP
M10	BELT CONVEYOR NO. 4		

FEEDER – EMILIE 2

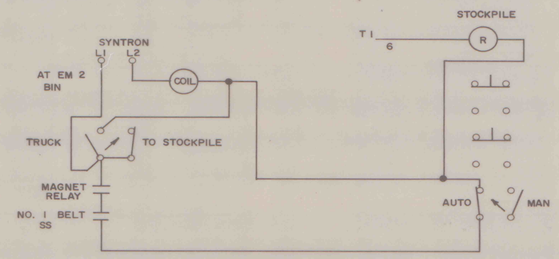

MAGNET

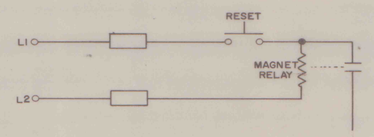

NOTE :

1. FEEDER WILL NOT OPERATE UNLESS MAGNET & MAGNET RELAY IS ENERGIZED.
2. MAGNET RELAY MUST RESET MANUALLY WHEN POWER IS REMOVED FROM BUS.

⊿ – EXISTING CONTROL PANEL
△ – OPERATORS PANEL PLANT
✳ – REMOTE ITEMS
⊘ – TERMINAL IN NEW OP & EXISTING PANELS
◉ – TERMINAL IN EXISTING PANELS

✳ NOTE : CR-CBF LOCATED IN RELAY PANEL IN MCC ROOM SH.

	REVISION	2	5/16/83	LdM
	[illegible]	1	[illegible]	JK
DWG. NO	REFERENCE	NO.	DATE	BY

BLAIR ELECTRIC SERVICE CO.
BELLWOOD, PENNSYLVANIA

R&P COAL CO.—KEYSTONE PLANT

EXISTING - SCHEMATICS

DRAWN LdM	DATE 8-4-82	ORDER NO. W 7478	
CHECKED JK	DATE 8-4-82	SCALE	
APPROVED		DWG. NO. E-8	
DATE			

12303-71