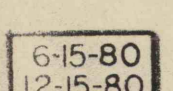








BETHLEHEM MINES CORPORATION
MINE NO. 38E
PERMIT No. 95-12
JACKSON TWP CAMBRIA COUNTY
SCALE: 1"=200' SURVEY DATE: 6-15-80

LEGEND

CONTEMPLATED MINING		6-15-80 12-15-80
PROTECTED STRUCTURE		125
HOUSE BUILT AFTER 1966		710X
50% MINING AREA		
MINING COMPLETED AREA		
PILLARED AREA		
E SEAM		

John C. Oswald
JOHN C. OSWALD
 R.P.E. 18005-E

SHEET NO. 4