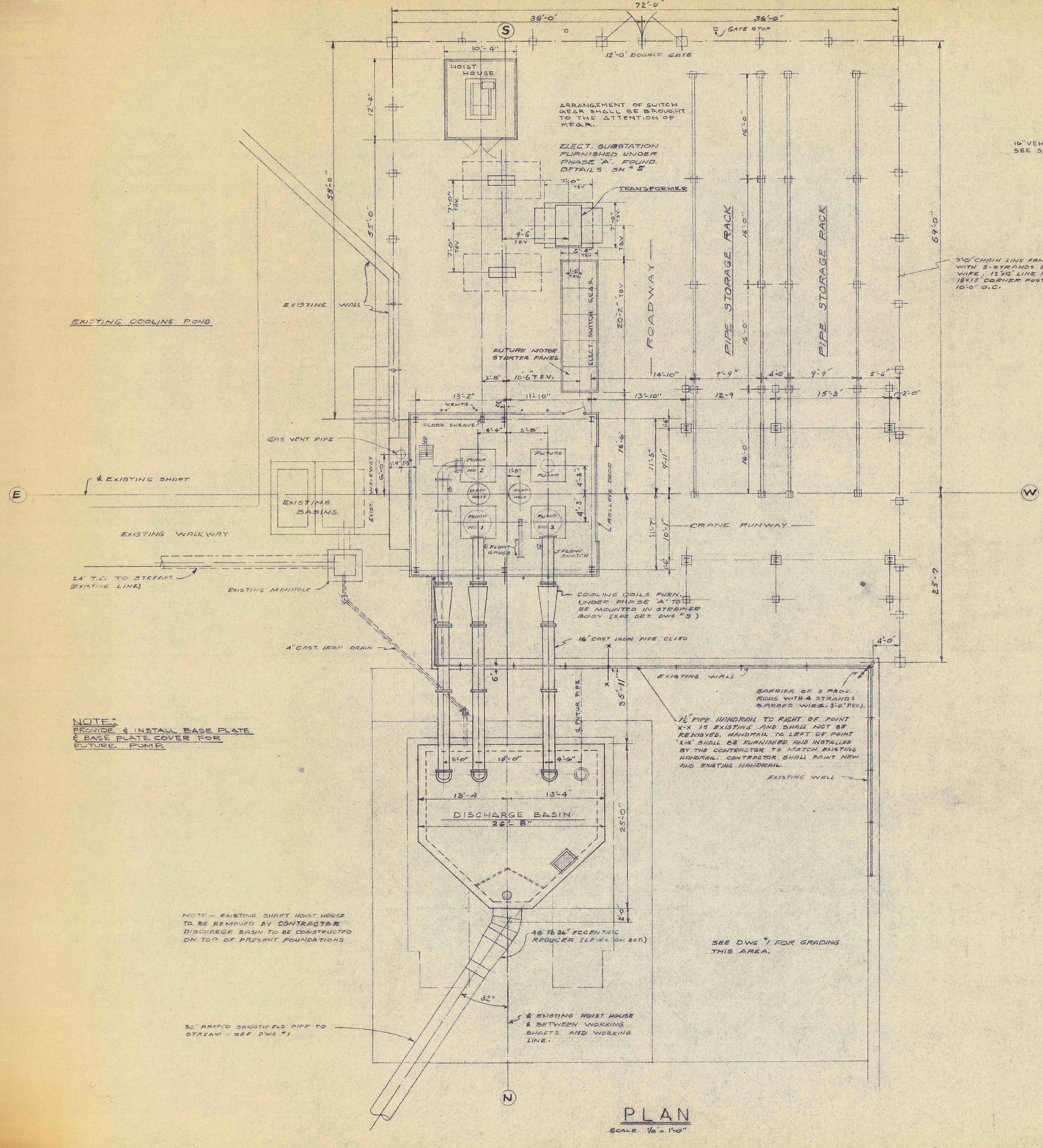

NOTE:
PROVIDE & INSTALL BASE PLATE & BASE PLATE COVER FOR FUTURE PUMP.

PLAN
SCALE 1/8" = 1'-0"

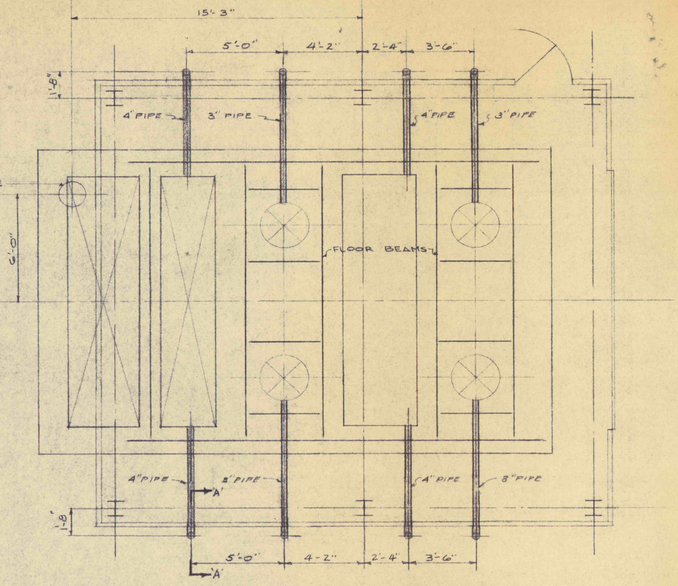

PLAN OF GAS VENTING SYSTEM
SCALE 1/4" = 1'-0"

FLOOR BEAMS TO BE CUT OUT TO RECEIVE GAS VENT PIPES SEE DETAIL SHEET No. 8

SECTION TAKEN JUST BELOW TOP FLANGE OF FLOOR BEAMS

ALL PIPE STD. BLACK STEEL

SEE SECTION 'A-A' FOR DETAIL OF PIPE ARRANGEMENT OUTSIDE OF BUILDING

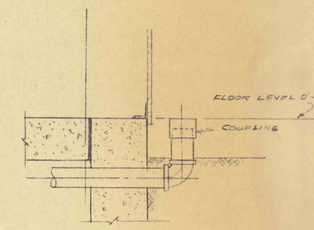

SECTION A-A

PLOT PLAN GENERAL ARRANGEMENT

• REVISIONS •
DEC 5, 1958
JAN 30, 1958

FLOOD CONTROL PROJECT NO. 21 PH
PA. DEPT OF MINES & MINERAL INDUS
GLEN ALDEN CORPORAT
STANTON COLL. NO. 7

ROUSHEY AND S

SCALE AS NOTED
DATE 11-23-58
BY B.B.B.

ENGINEERS AND CONSULT
189 MARKET ST. KINGSTO
METROPOLITAN WILKES

COMMONWEALTH OF PENNSYLVANIA
REGISTERED PROFESSIONAL
RAY E. ROUSHEY
ENGINEER No. 10474

COMMONWEALTH OF PENNSYLVANIA
REGISTERED PROFESSIONAL
DONALD DENDLER SMITH
ENGINEER No. 10874