




410+00  
 CROSS SECTION  
 LIMITED ACCESS HIGHWAY  
 ROUTE No. 40038  
 SCALE 1"=100' HOR. & VERT.

LEGEND

SOLID	
FIRST MINED	
EXHAUSTED	
STRIPPED	