




405+00  
CROSS SECTION  
LIMITED ACCESS HIGHWAY  
ROUTE No. 40038  
SCALE 1"=100' HOR. & VERT.

**LEGEND**

SOLID	
FIRST MINED	
EXHAUSTED	
STRIPPED	