

~~600+65~~

12 00

SECTION

A - B -

~~881 65~~

A

B 700

164+45
12
152 45



Sta. ~~588+65~~ 152+45




2nd mining within 300' of Hwy

10

NO. 14 COLLIERY

No. 14 Shaft ----- Pittston Vein
Scale 1" = 100'

Cross section of Pittston Vein
underlying Leg. Route #40038 in
Plains Twp., Luzerne Co., Penna.

-  Virgin coal
-  First mined
-  Complete mining