


SECTION A-B






⑦

At 240 to 244 to 249 to 250
 First mining under & within 300
 feet of Highway

EWEN COLLIERY
 No. 4 Shaft ----- Red Ash Vein
 Scale 1" = 100'

Cross section of Red Ash Vein
 underlying Leg. Routes 40038
 and ~~40044~~, Jenkins Twp., Luzerne
 County, Pa.

 Virgin coal
 First mined
 Mining completed