




SECTION A-B



EWEN COLLIERY
Gigliello Slope - Pittston Vein
Scale 1" = 100'

Cross section of Pittston Vein
underlying Leg. Route #40038
Yatesville Boro.
Luzerne County, Pa.

 First mining.

 Mining completed.