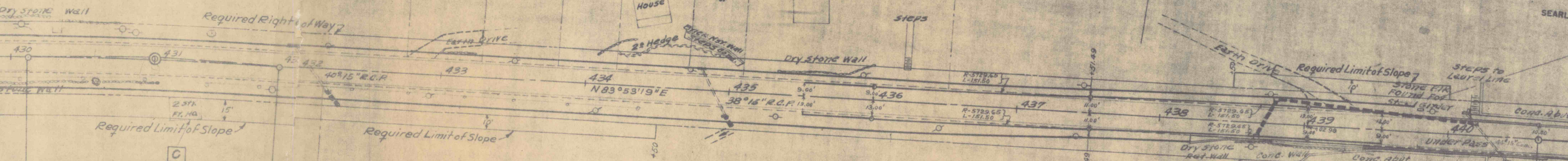


L.R. 5  
 Coalbrook Iron & Metal

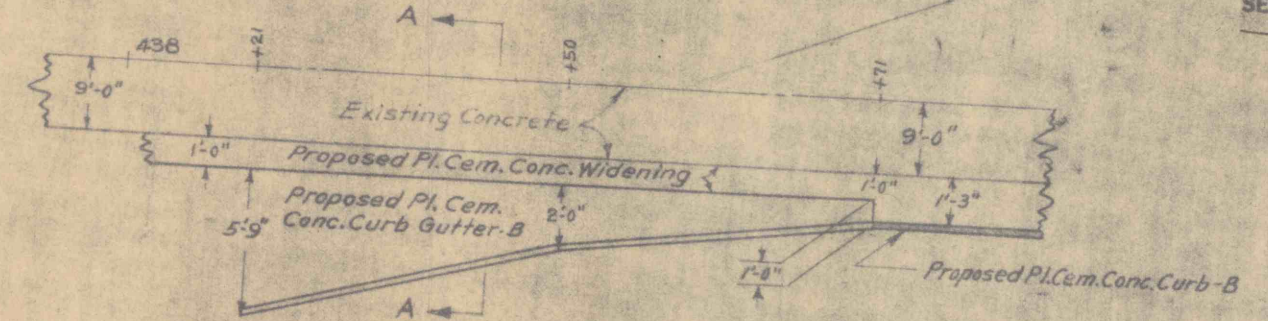
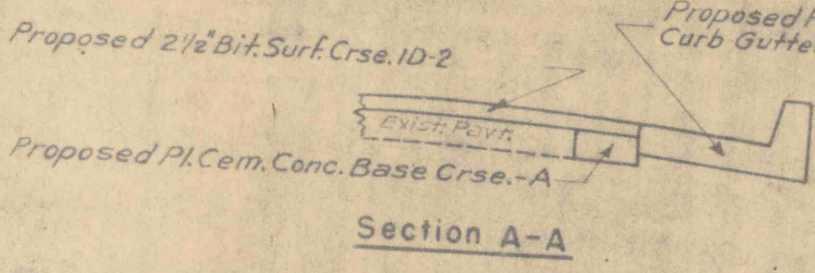
JOHN & THERESA DELLAMALVA  
 SEARLE COAL CO.  
 1 1/2 STY. FR. HOUSE

ANDREW & KATHLEEN PETRO  
 KATHLEEN HEALEY PETRO  
 SEARLE COAL CO.  
 ANNA & JOHN MIHALEK  
 SEARLE COAL CO.  
 STANLEY & AMELIA STANISH  
 1 1/2 STY. FR. HOUSE



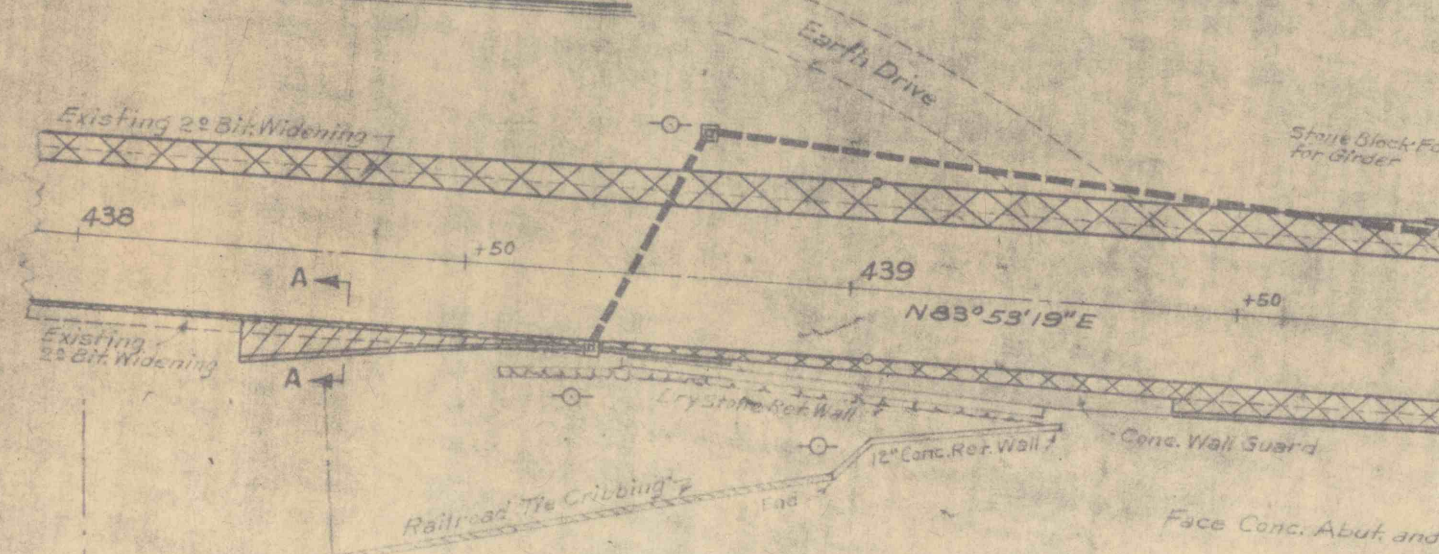
Sta. 432+00 to Sta. 442+00  
 Cut - 273 C.Y. 153.8  
 Emb - 245 C.Y. 451.4

MRS. SARAH SANDS  
 P.I. 430+99.58  
 Δ-3°29' Rt.  
 D-2°00'  
 T-87.10  
 L-174.17  
 R-2864.93  
 P.C. 430+12.48  
 P.T. 431+86.65



P.I. 446+98.18  
 Δ-28°32' Lt.  
 D-4°  
 T-364.30  
 L-713.33  
 R-1432.69  
 Hold Existing Superelevation

SKETCH OF PROPOSED PLAIN CEMENT CONCRETE CURB GUTTER - B RT.



WALTER M. ALBERT T. B.  
 BENJAMIN BARKOWSKI

SEARLE COAL CO.  
 COAL CO.  
 KELLEMAN  
 THONY WILK  
 NESSI C. ELGAWAY  
 ZIGMOND HANCZY  
 HENRY KURUTZ

DETAILS OF CONSTRUCTION  
 Scale 1/2" = 1'-0"