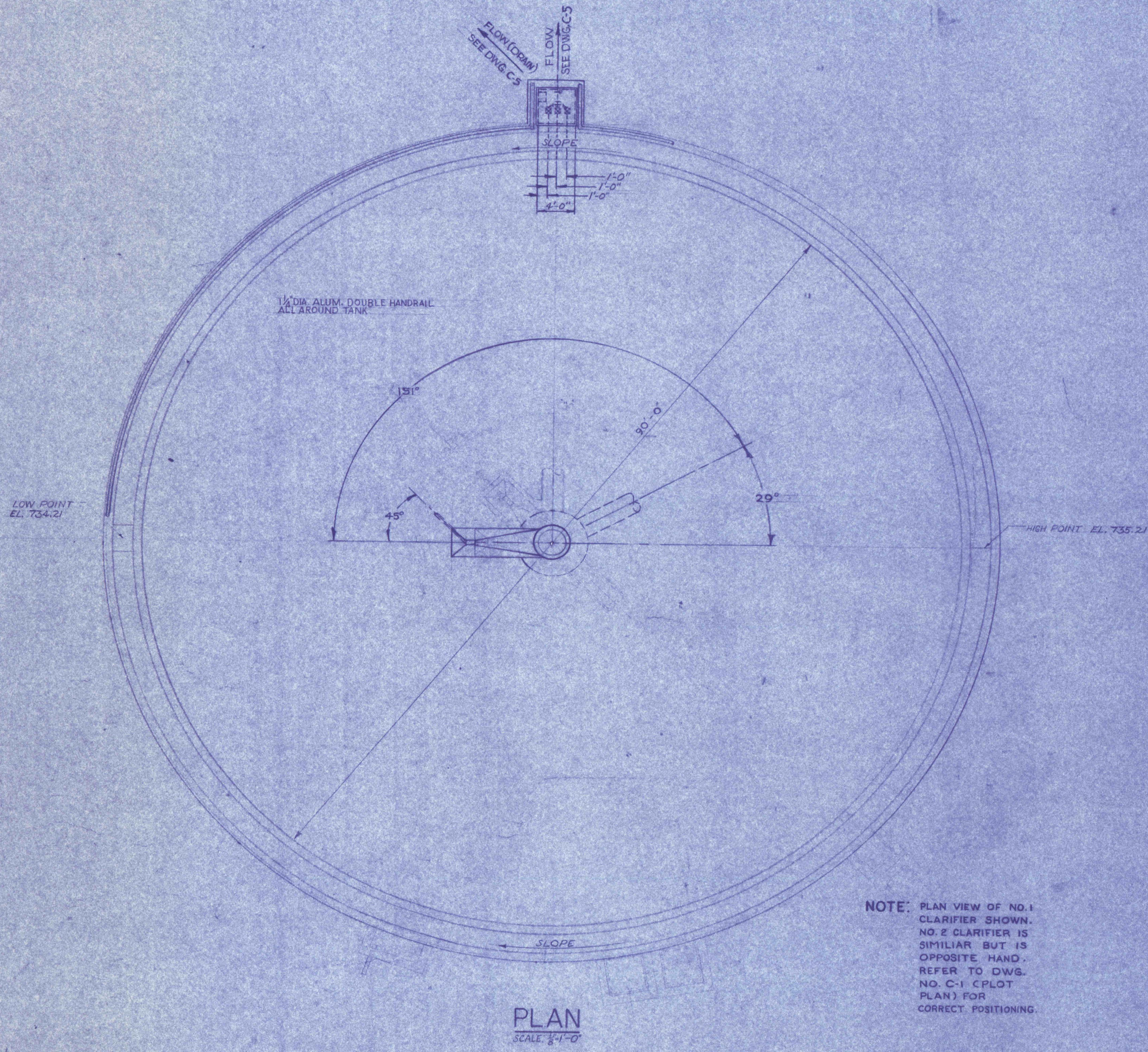
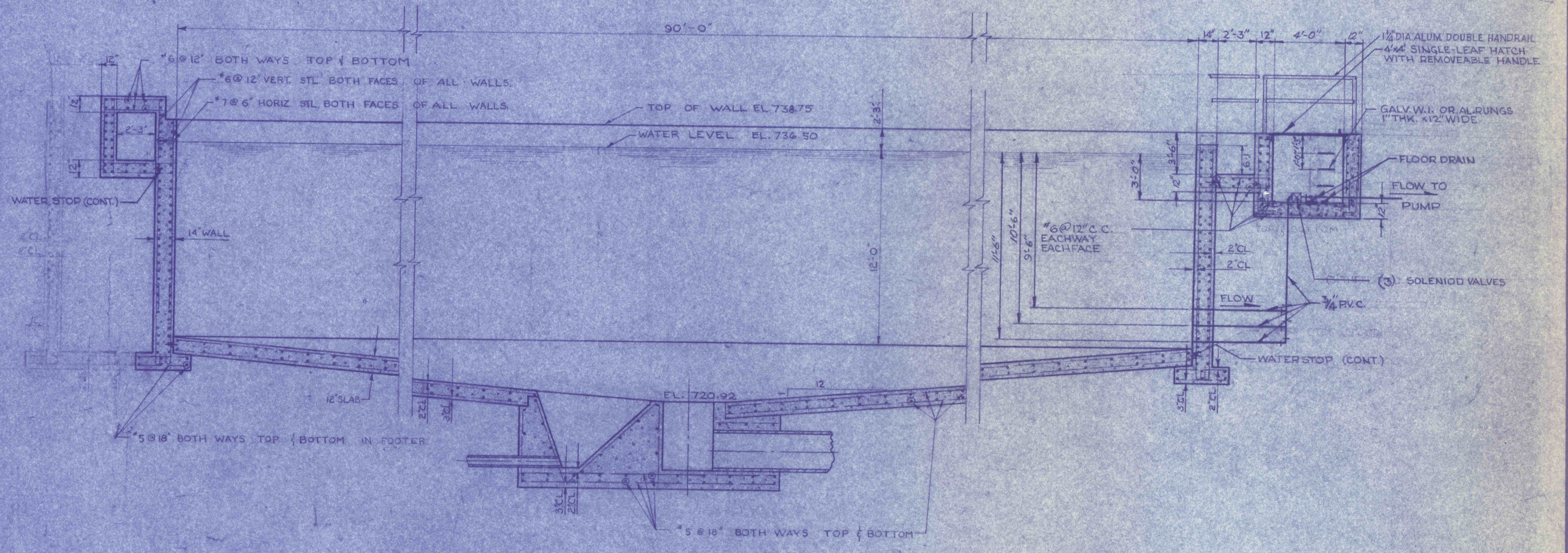



- GENERAL NOTES:
 1. WATER-TIGHT FLANGED SLEEVE FOR ALL PIPES INTO WALLS OR SLABS, BELOW WATER LEVEL.
 2. REFER TO DWG. NO. ... FOR CLARIFIERS, MECHANICAL DETAILS.
 3. CONTINUOUS WATER-STOP TO BE PLACED AT ALL CONSTRUCTION JOINTS.



NOTE: PLAN VIEW OF NO. 1 CLARIFIER SHOWN. NO. 2 CLARIFIER IS SIMILAR BUT IS OPPOSITE HAND. REFER TO DWG. NO. C-1 C/PLOT PLAN FOR CORRECT POSITIONING.



PRE-FINAL



REVISIONS	
TYPICAL CLARIFIER—STRUCTURAL	
CONSTRUCTION OF TREATMENT FACILITIES FOR ACID MINE DRAINAGE	
RAUSCH CREEK WATERSHED	
SCHUYLKILL COUNTY, PENNSYLVANIA	
ANTHRACITE	JOB NO. 4439
RESEARCH & DEVELOPMENT CO. INC.	DATE: NOV. 1959
CONSULTING ENGINEERS	SCALE: AS NOTED
POTTSVILLE, PENNSYLVANIA	TAMAQUA
	DRAWN: A. SMITHSON
	APPROVED:
	DRAWING NO.
	C-16