Note: All slide gates shall be Armco Model 5-00 or approved equal. 42"x48" and 36"x36" gates shall be modified to open downward, as shown.

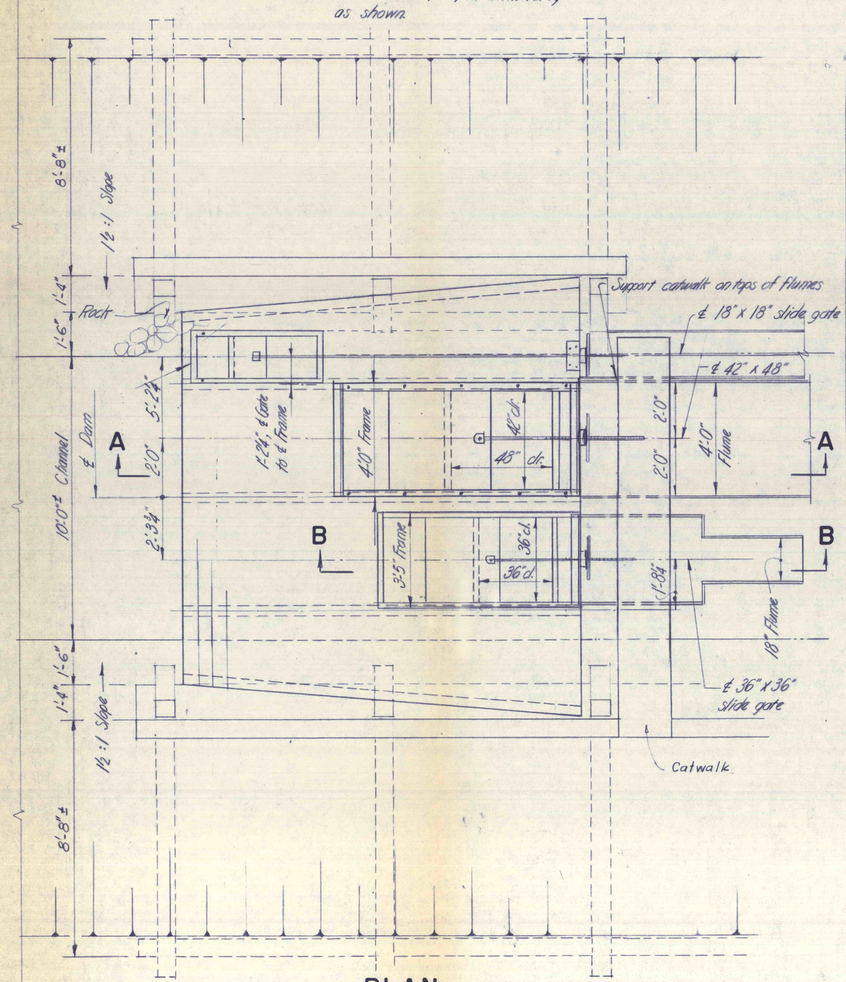

PLAN

SCALE: 3/8" = 1'-0"

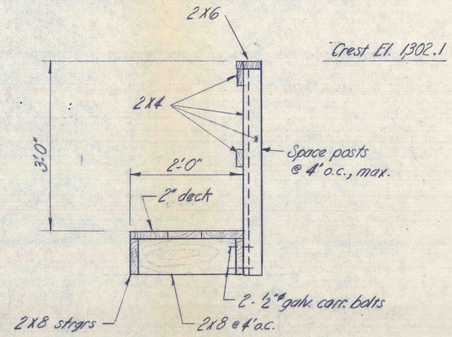

CATWALK DETAIL

SCALE: 3/4" = 1'-0"

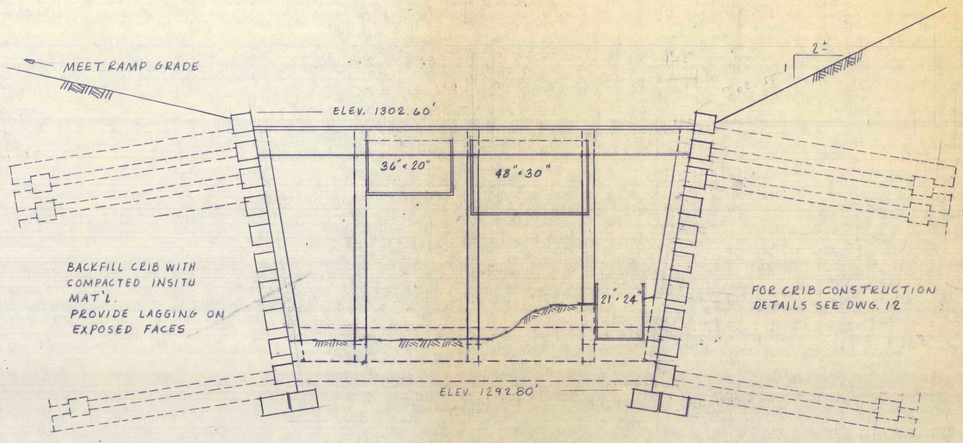

SECTION C-C

SCALE: 3/8" = 1'-0"

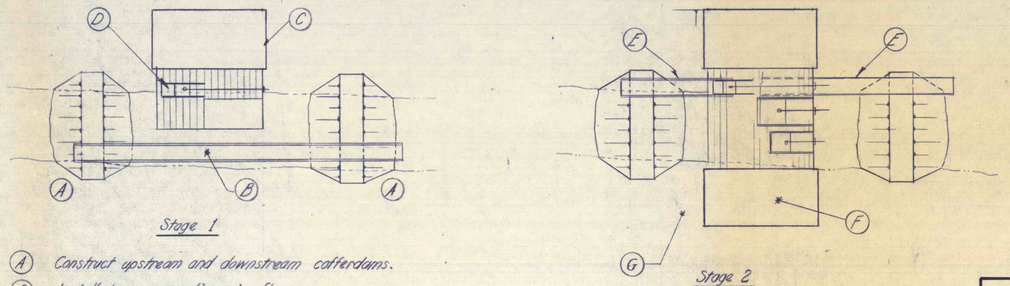

Stage 1

(A) Construct upstream and downstream cofferdams.
(B) Install temporary diversion flume.
(C) Excavate for mud sills and construct left half of dam.
(D) Install 18"x18" slide gate.

Stage 2

(E) Install flume at slide gate. Remove flume B. Divert flow through slide gate.
(F) Excavate for mud sills and construct right half of dam.
(G) Complete backfill work. Remove upstream diversion flume and cofferdams.

Note: This construction procedure is a suggested method. The contractor is free to construct as desired but is responsible for satisfactory completion.

SUGGESTED STREAM DIVERSION DURING CONSTRUCTION

NOT TO SCALE

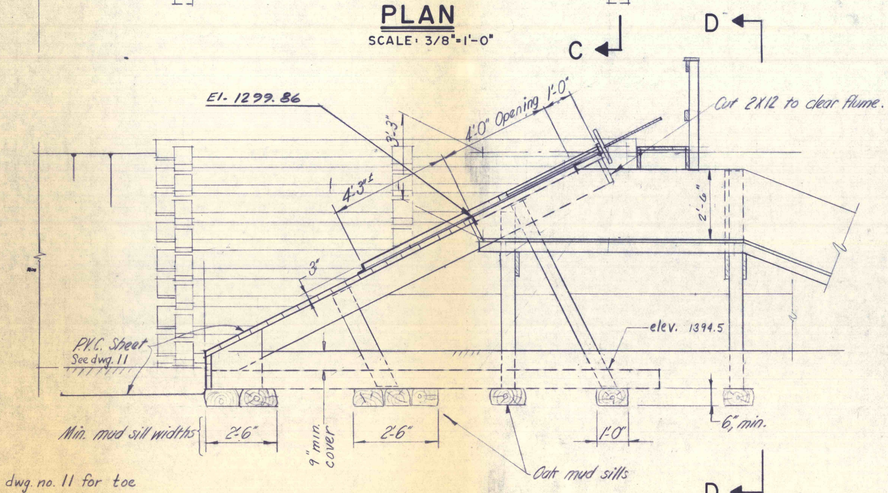

See dwg. no. 11 for toe backfilling detail.

SECTION A-A

SCALE: 3/8" = 1'-0"

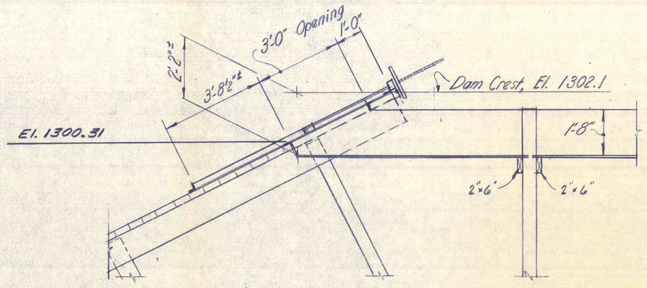

SECTION B-B

SCALE: 3/8" = 1'-0"

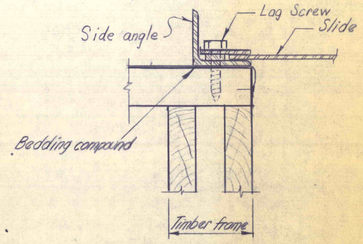

SLIDE FRAME ATTACHMENT DETAIL

SCALE: 3" = 1'-0"

See dwg. no. 11 for P.V.C. liner details.
See dwg. no. 5 for layout of dam, access ramp, and revolving drum.
See dwg. no. 11 for details of dam and flumes.

NO.	DATE	REVISION	APPR.

SUBMITTED — PROFESSIONAL
APPROVED — Andrew E. Friedrich, CHIEF - DIVISION OF MINE AREA RESTORATION
APPROVED — DIRECTOR - BUREAU OF RESOURCES PROGRAMMING

COMMONWEALTH OF PENNSYLVANIA — REGISTERED PROFESSIONAL — STEPHEN J. McBRIDE — ENGINEER No. 17966-E

COMMONWEALTH OF PENNSYLVANIA
DEPARTMENT OF ENVIRONMENTAL RESOURCES
OFFICE OF RESOURCES MANAGEMENT

CONTRACT NO. SL 135-10-102.1

QUAKAKE TUNNEL DEMONSTRATION PROJECT

PACKER TWP. — CARBON CO., PA.

GEO - Technical Services
CONSULTING ENGINEERS & GEOLOGISTS
851 So. 19th St. — HARRISBURG, PENNA

TIMBER DAM

DRAWN BY	DATE	DRAWING NO.
J.L.T.	APRIL 1977	10 of 18
CHECKED BY	SCALE	
S.J.M.	As Shown	