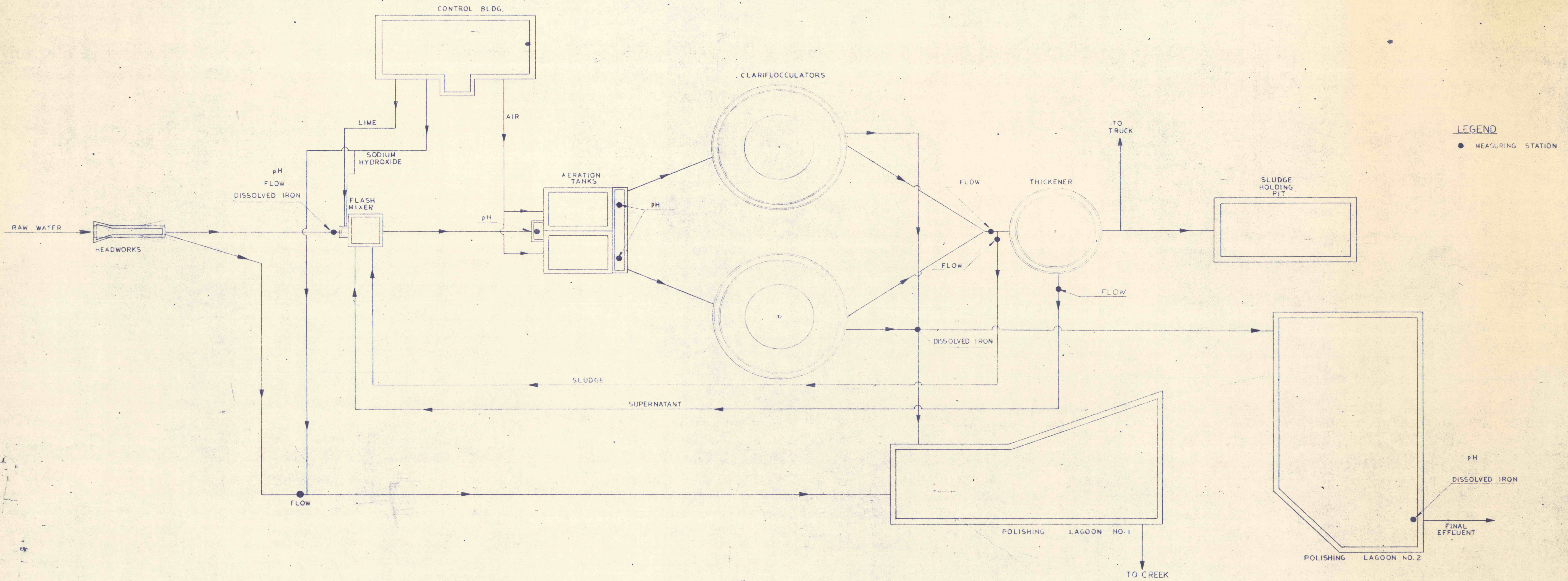
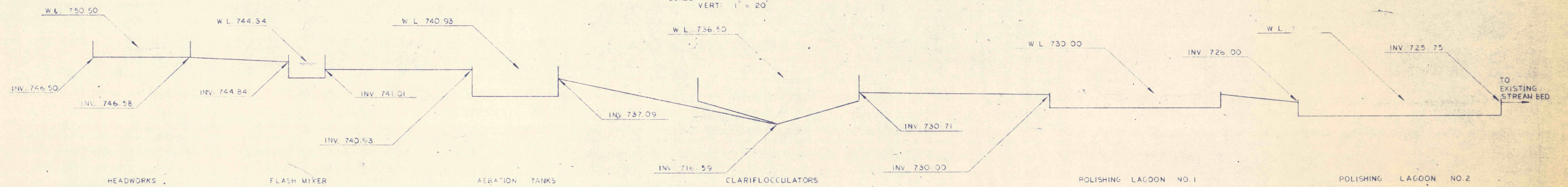


FLOW DIAGRAM OF TREATMENT PLANT



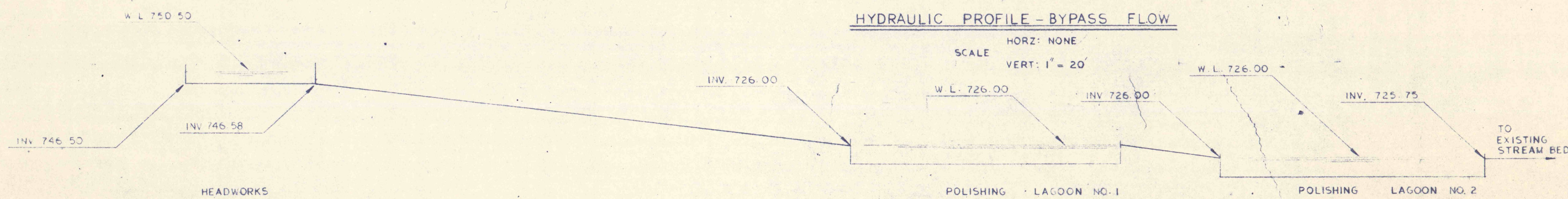
HYDRAULIC PROFILE - MAIN FLOW

HORZ: NONE
SCALE VERT: 1" = 20'



HYDRAULIC PROFILE - BYPASS FLOW

HORZ: NONE
SCALE VERT: 1" = 20'



REVISIONS
FLOW DIAGRAM & HYDRAULIC PROFILE

CONSTRUCTION OF TREATMENT FACILITIES FOR ACID MINE DRAINAGE RAUSCH CREEK WATERSHED SCHUYLKILL COUNTY PENNSYLVANIA

ANTHRACITE RESEARCH & DEVELOPMENT CO. INC.
consulting engineers
POTTSVILLE PENNSYLVANIA TAMAGUA

JOB NO. 6605
DATE: NOV 1967
SCALE: NOTED
DRAWN: G.C.F.
APPROVED: T.H.R.

DRAWING NO. **C-3**