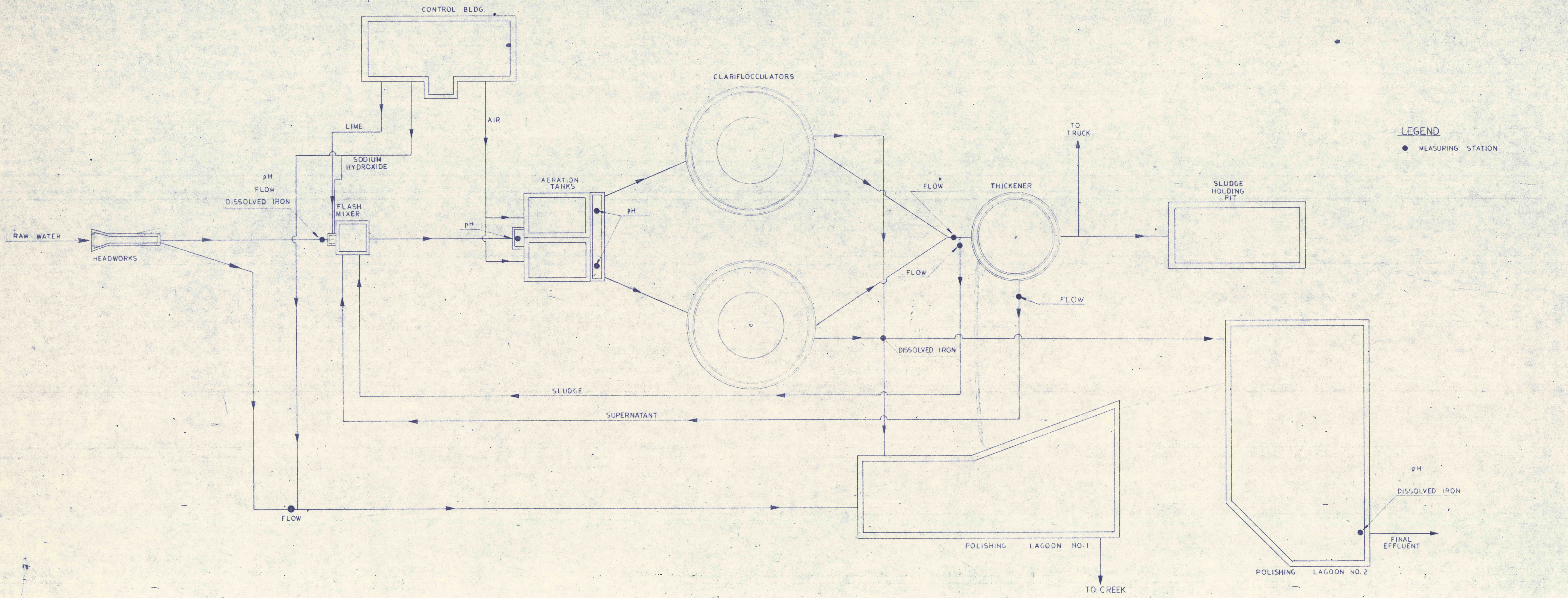


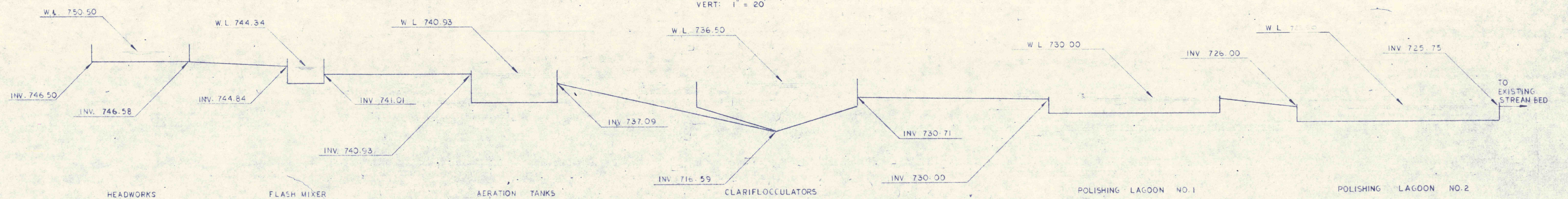
FLOW DIAGRAM OF TREATMENT PLANT



LEGEND
● MEASURING STATION

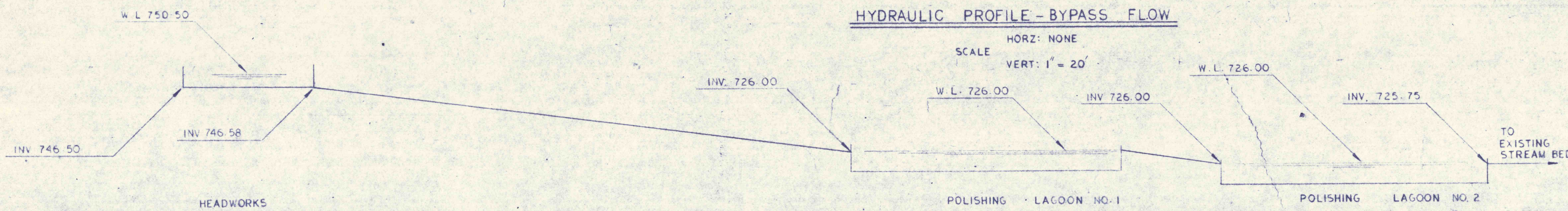
HYDRAULIC PROFILE - MAIN FLOW

HORZ: NONE
SCALE
VERT: 1" = 20'



HYDRAULIC PROFILE - BYPASS FLOW

HORZ: NONE
SCALE
VERT: 1" = 20'



REVISIONS	
FLOW DIAGRAM & HYDRAULIC PROFILE	
CONSTRUCTION OF TREATMENT FACILITIES FOR ACID MINE DRAINAGE	
RAUSCH CREEK WATERSHED	
SCHUYLKILL COUNTY PENNSYLVANIA	
ANTHRACITE RESEARCH & DEVELOPMENT CO. INC. consulting engineers POTTSVILLE PENNSYLVANIA	TAMAQUA
JOB NO: 6805 DATE: NOV. 1965 SCALE: NOTED DRAWN: G.C.F. APPROVED: T.H.P.	DRAWING NO: C-3