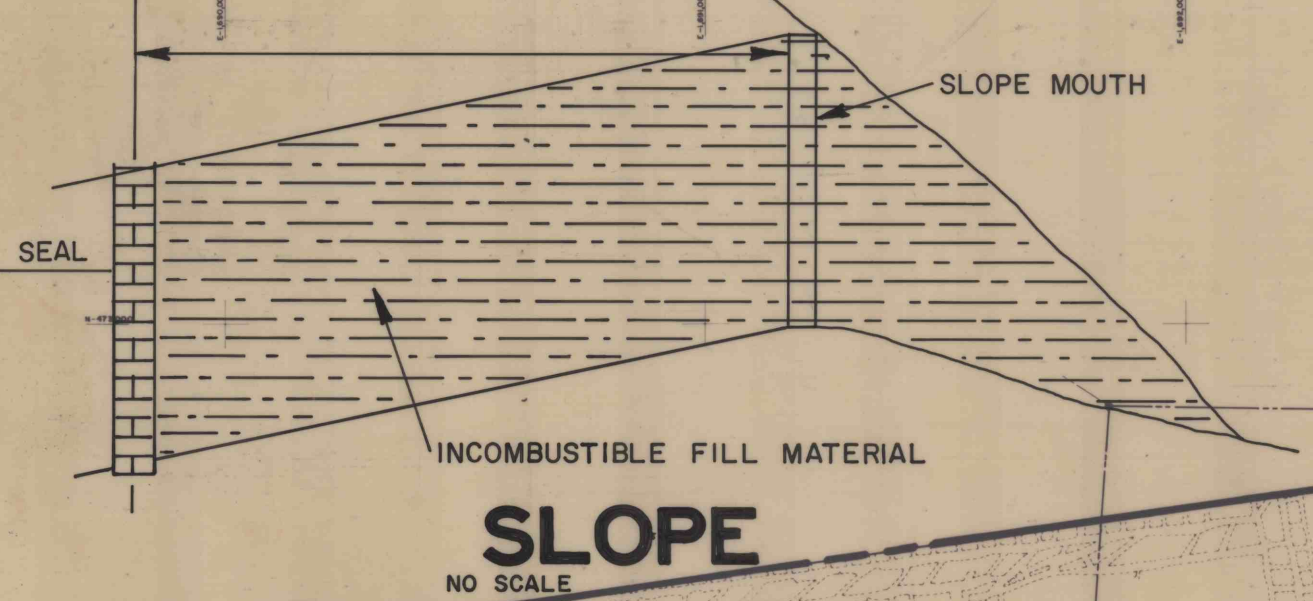
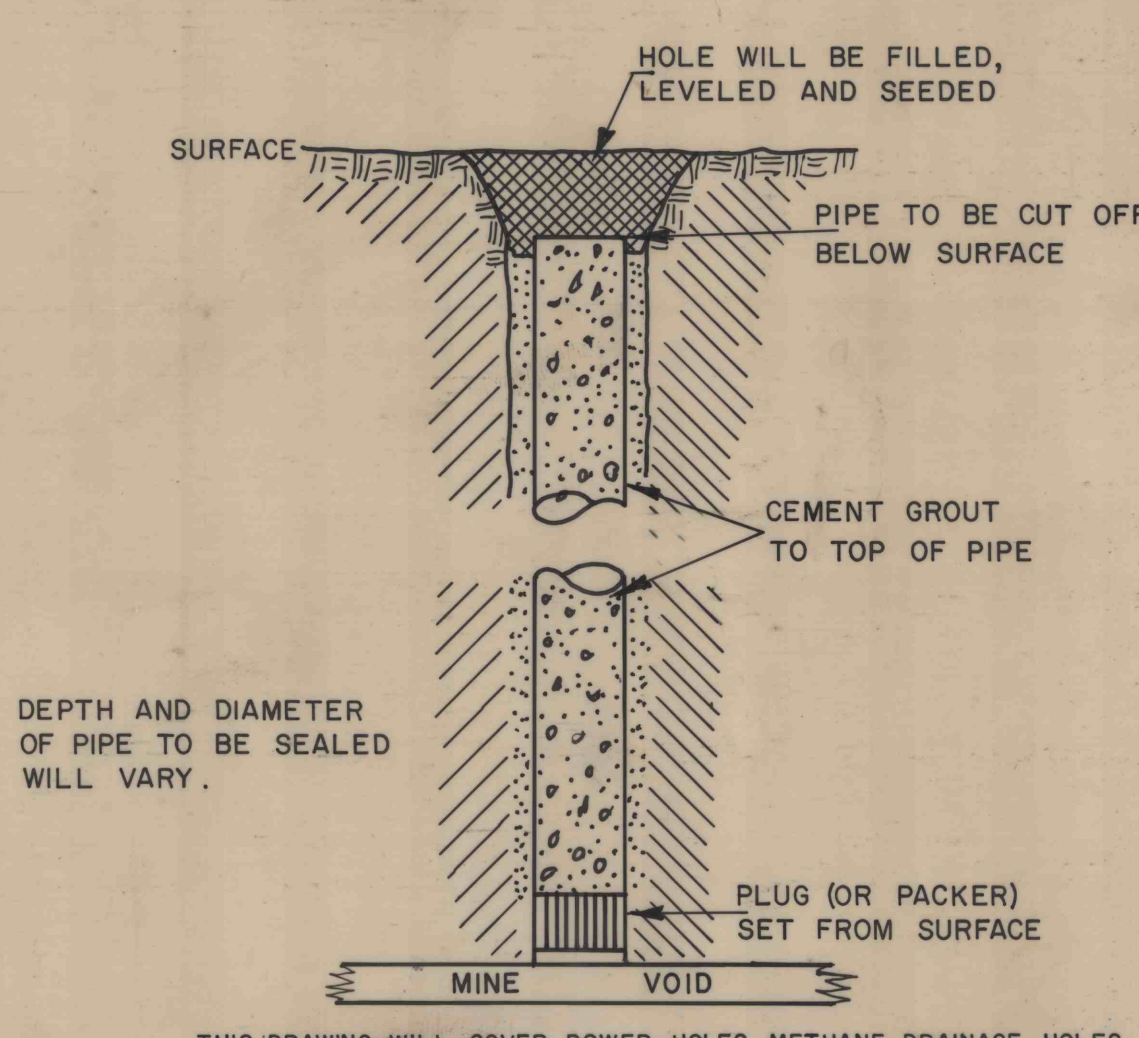


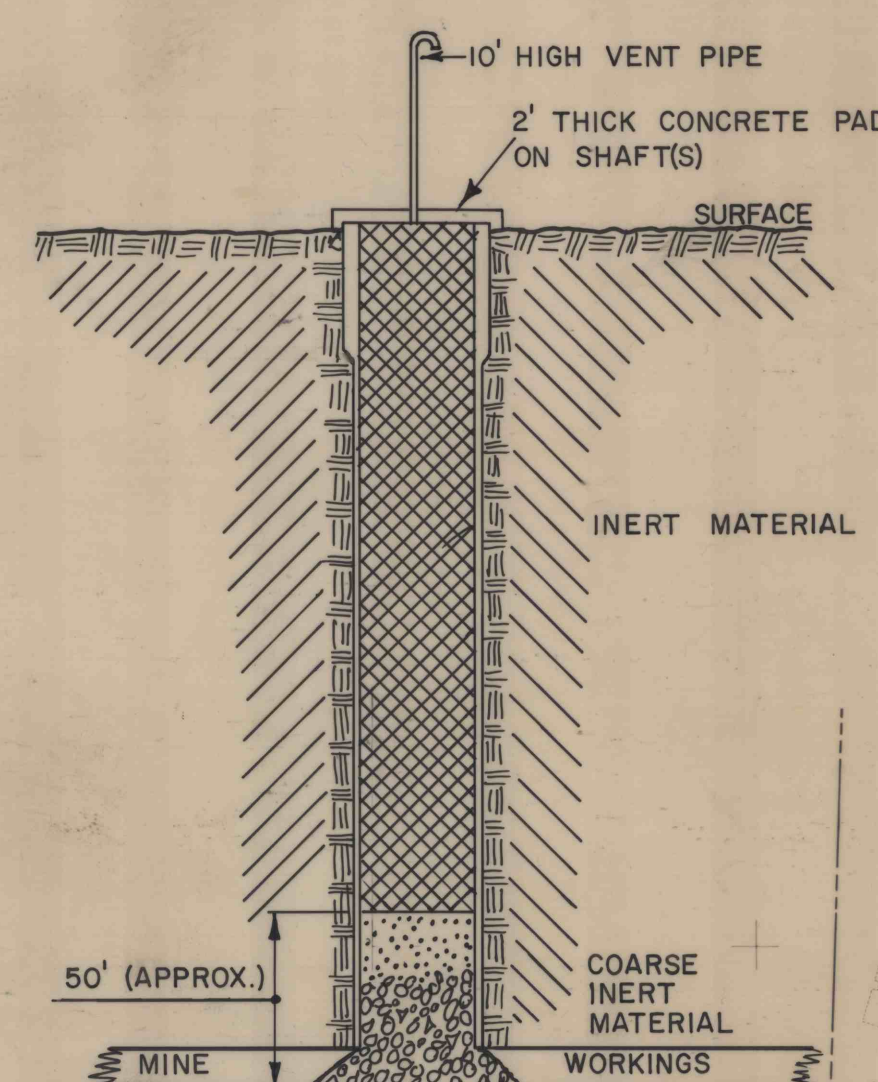
**SEALS**  
NOT TO SCALE



**SLOPE**  
NO SCALE



**TYPICAL BOREHOLE SEALING PROCEDURES**  
NOT TO SCALE



**TYPICAL PERMANENT SHAFT SEALING**  
NOT TO SCALE



**HOLE LOCATION**

- NO. 23 SUBSTATION NEAR BOTTOM OF SLOPE
- SUBSTATION AT A-7
- NO. 20 SUBSTATION IN MAIN Z
- 
- 
- DRAINAGE HOLES AT A-21 SUMP
- 
- 
- POWER HOLE BETWEEN A-21 & A-23
- NO. 25 SUBSTATION AT A-26
- NO. 24 SUBSTATION AT T.K. MAIN B MAIN A
- FRESH WATER HOLE AT T.K. PORTAL
- DRAINAGE HOLE NEAR T.K. PORTAL
- DRAINAGE HOLE NEAR T.K. PORTAL
- POWER HOLE ACROSS FROM SHOP AT T.K. PORTAL
- POWER HOLE NEAR T.K. PORTAL
- NO. 28 SUBSTATION BETWEEN T.K. 4 & T.K. 6
- NO. 34 SUBSTATION AT T.K. 14
- NO. 32 SUBSTATION BETWEEN B7 & B-9
- POWER HOLE BETWEEN B-7 & B-9
- NO. 36 SUBSTATION BETWEEN B-14 & MAIN C

LOCATION	SURFACE ELEV.	DEPTH
SLOPE (AT KNUCKLE) #	177.35	365'
NO. 5 FAN AIR SHAFT	1778.00	370'
PORTAL SHAFT	1768.83	405'
SAWMILL AIR SHAFT	1774.00	415'
MAIN C AIR SHAFT	1840.22	542'

\* LENGTH = 100'

USBM 36 00837  
LANCASHIRE NO. 24 B  
SCALE 1" = 400'  
POSTED TO:  
12-31-85  
1-31-86  
2-28-86  
3-31-86  
4-11-86