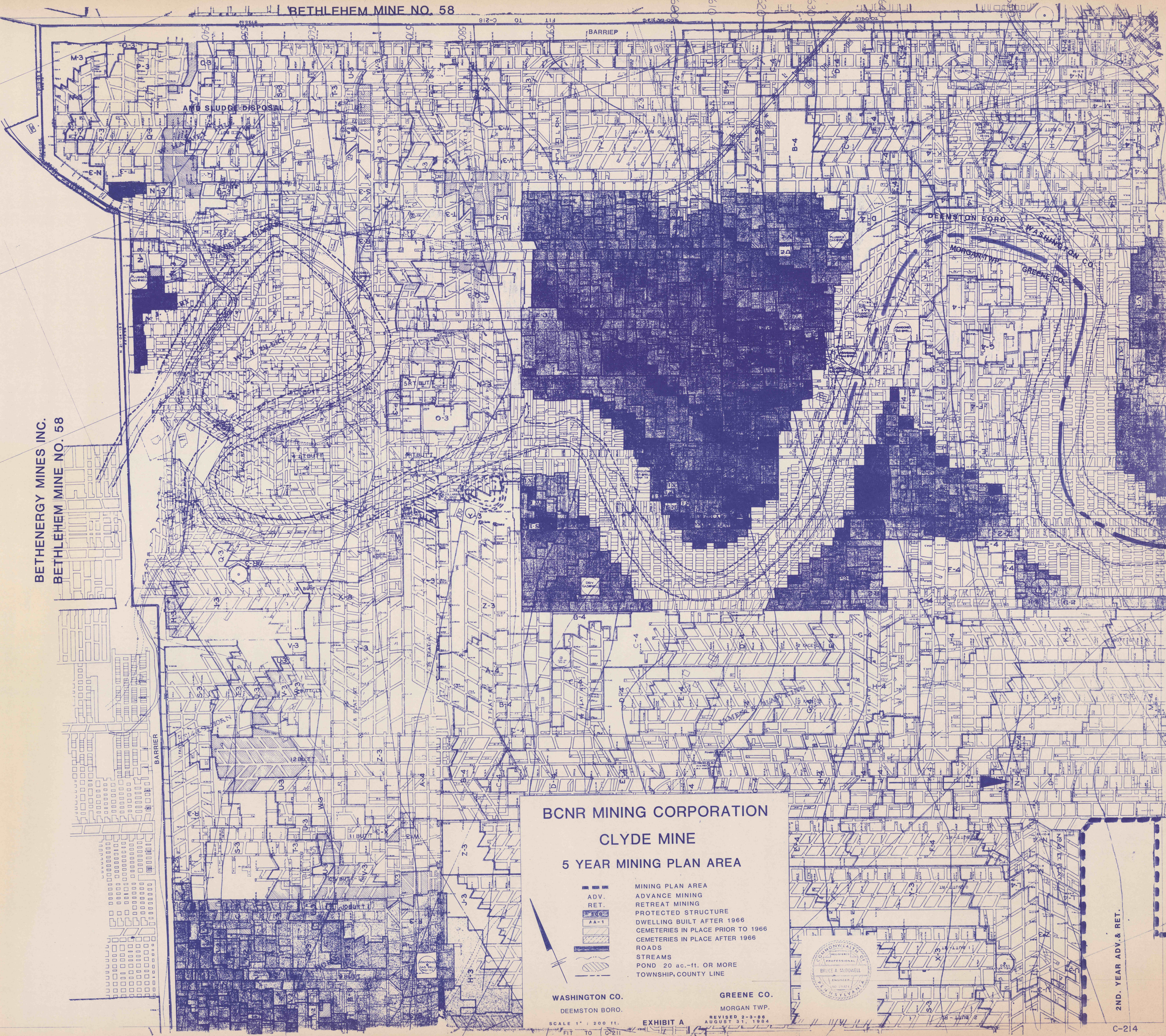
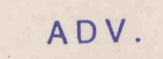












BETHENERGY MINES INC.
BETHLEHEM MINE NO. 58



**BCNR MINING CORPORATION
CLYDE MINE
5 YEAR MINING PLAN AREA**

-  MINING PLAN AREA
-  ADV. MINING
-  RET. MINING
-  PROTECTED STRUCTURE
-  DWELLING BUILT AFTER 1966
-  CEMETERIES IN PLACE PRIOR TO 1966
-  CEMETERIES IN PLACE AFTER 1966
-  ROADS
-  STREAMS
-  POND 20 ac.-ft. OR MORE
-  TOWNSHIP, COUNTY LINE

WASHINGTON CO. DEEMSTON BORO. GREENE CO. MORGAN TWP.
 SCALE 1" = 200 FT. EXHIBIT A
 REVISED 2-3-88 AUGUST 31, 1984



2ND. YEAR ADV. & RET.