

LEGEND

FEDERAL VENTILLATION SUBMITTAL 4/15/90

REVIEW NO. 23

DYNAMIC RECOVERY INC.

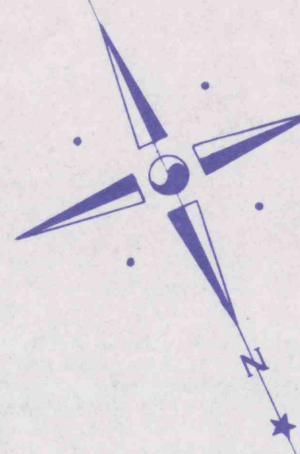
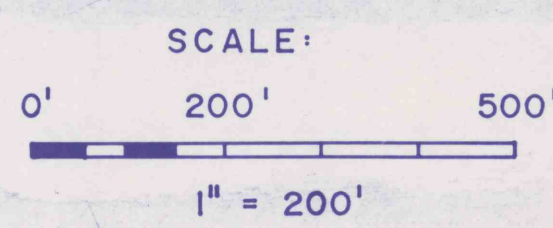
PITT GAS MINE

Jefferson Twp. Greene County

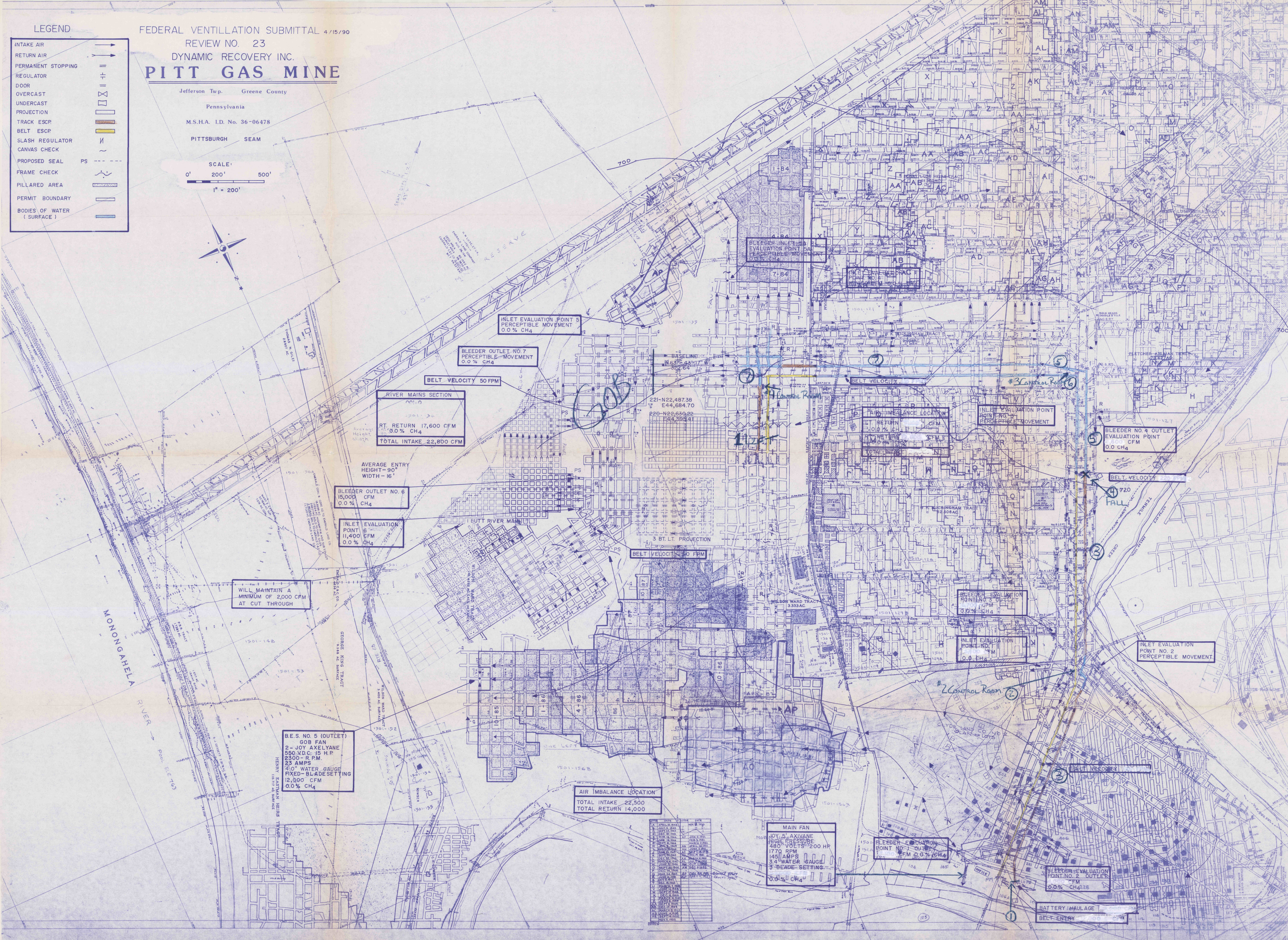
Pennsylvania

M.S.H.A. I.D. No. 36-06478

PITTSBURGH SEAM



- INTAKE AIR
- RETURN AIR
- PERMANENT STOPPING
- REGULATOR
- DOOR
- OVERCAST
- UNDERCAST
- PROJECTION
- TRACK ESCP
- BELT ESCP
- SLASH REGULATOR
- CANVAS CHECK
- PROPOSED SEAL PS
- FRAME CHECK
- PILLARED AREA
- PERMIT BOUNDARY
- BODIES OF WATER (SURFACE)



INLET EVALUATION POINT 5
PERCEPTIBLE MOVEMENT
0.0% CH₄

BLEEDER OUTLET NO 7
PERCEPTIBLE MOVEMENT
0.0% CH₄

BELT VELOCITY 50 FPM

RIVER MAINS SECTION
RT RETURN 17,600 CFM
0.0% CH₄
TOTAL INTAKE 22,800 CFM

AVERAGE ENTRY
HEIGHT - 90"
WIDTH - 16'
BLEEDER OUTLET NO 6
15,000 CFM
0.0% CH₄

INLET EVALUATION
POINT 6
11,400 CFM
0.0% CH₄

WILL MAINTAIN A
MINIMUM OF 2,000 CFM
AT CUT THROUGH

B.E.S. NO. 5 (OUTLET)
2 - JOY AXELVANE
550 V.D.C. 15 H.P.
2300 - R.P.M.
23 AMPS
41" WATER GAUGE
FIXED - BLADE SETTING
12,000 CFM
0.0% CH₄

AIR IMBALANCE LOCATION
TOTAL INTAKE 22,500
TOTAL RETURN 14,000

MAIN FAN
JOY AXELVANE
HIGH PRESSURE
480 VOLTS - 200 HP
1770 RPM
145 AMPS
3.4" WATER GAUGE
3 - BLADE SETTING
0.0% CH₄

BLEEDER EVALUATION
POINT NO. 1 OUTLET
12,000 CFM
0.0% CH₄

BLEEDER EVALUATION
POINT NO. 2 OUTLET
12,000 CFM
0.0% CH₄

BATTERY HAULAGE
BELT ENTRY

1	APPROXIMATE	NO. 1
2	APPROXIMATE	NO. 2
3	APPROXIMATE	NO. 3
4	APPROXIMATE	NO. 4
5	APPROXIMATE	NO. 5
6	APPROXIMATE	NO. 6
7	APPROXIMATE	NO. 7
8	APPROXIMATE	NO. 8
9	APPROXIMATE	NO. 9
10	APPROXIMATE	NO. 10
11	APPROXIMATE	NO. 11
12	APPROXIMATE	NO. 12
13	APPROXIMATE	NO. 13
14	APPROXIMATE	NO. 14
15	APPROXIMATE	NO. 15
16	APPROXIMATE	NO. 16
17	APPROXIMATE	NO. 17
18	APPROXIMATE	NO. 18
19	APPROXIMATE	NO. 19
20	APPROXIMATE	NO. 20
21	APPROXIMATE	NO. 21
22	APPROXIMATE	NO. 22
23	APPROXIMATE	NO. 23
24	APPROXIMATE	NO. 24
25	APPROXIMATE	NO. 25
26	APPROXIMATE	NO. 26
27	APPROXIMATE	NO. 27
28	APPROXIMATE	NO. 28
29	APPROXIMATE	NO. 29
30	APPROXIMATE	NO. 30
31	APPROXIMATE	NO. 31
32	APPROXIMATE	NO. 32
33	APPROXIMATE	NO. 33
34	APPROXIMATE	NO. 34
35	APPROXIMATE	NO. 35
36	APPROXIMATE	NO. 36
37	APPROXIMATE	NO. 37
38	APPROXIMATE	NO. 38
39	APPROXIMATE	NO. 39
40	APPROXIMATE	NO. 40
41	APPROXIMATE	NO. 41
42	APPROXIMATE	NO. 42
43	APPROXIMATE	NO. 43
44	APPROXIMATE	NO. 44
45	APPROXIMATE	NO. 45
46	APPROXIMATE	NO. 46
47	APPROXIMATE	NO. 47
48	APPROXIMATE	NO. 48
49	APPROXIMATE	NO. 49
50	APPROXIMATE	NO. 50
51	APPROXIMATE	NO. 51
52	APPROXIMATE	NO. 52
53	APPROXIMATE	NO. 53
54	APPROXIMATE	NO. 54
55	APPROXIMATE	NO. 55
56	APPROXIMATE	NO. 56
57	APPROXIMATE	NO. 57
58	APPROXIMATE	NO. 58
59	APPROXIMATE	NO. 59
60	APPROXIMATE	NO. 60
61	APPROXIMATE	NO. 61
62	APPROXIMATE	NO. 62
63	APPROXIMATE	NO. 63
64	APPROXIMATE	NO. 64
65	APPROXIMATE	NO. 65
66	APPROXIMATE	NO. 66
67	APPROXIMATE	NO. 67
68	APPROXIMATE	NO. 68
69	APPROXIMATE	NO. 69
70	APPROXIMATE	NO. 70
71	APPROXIMATE	NO. 71
72	APPROXIMATE	NO. 72
73	APPROXIMATE	NO. 73
74	APPROXIMATE	NO. 74
75	APPROXIMATE	NO. 75
76	APPROXIMATE	NO. 76
77	APPROXIMATE	NO. 77
78	APPROXIMATE	NO. 78
79	APPROXIMATE	NO. 79
80	APPROXIMATE	NO. 80
81	APPROXIMATE	NO. 81
82	APPROXIMATE	NO. 82
83	APPROXIMATE	NO. 83
84	APPROXIMATE	NO. 84
85	APPROXIMATE	NO. 85
86	APPROXIMATE	NO. 86
87	APPROXIMATE	NO. 87
88	APPROXIMATE	NO. 88
89	APPROXIMATE	NO. 89
90	APPROXIMATE	NO. 90
91	APPROXIMATE	NO. 91
92	APPROXIMATE	NO. 92
93	APPROXIMATE	NO. 93
94	APPROXIMATE	NO. 94
95	APPROXIMATE	NO. 95
96	APPROXIMATE	NO. 96
97	APPROXIMATE	NO. 97
98	APPROXIMATE	NO. 98
99	APPROXIMATE	NO. 99
100	APPROXIMATE	NO. 100

4/16/90
S/S/90