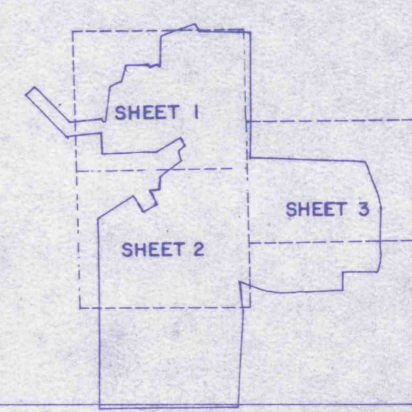
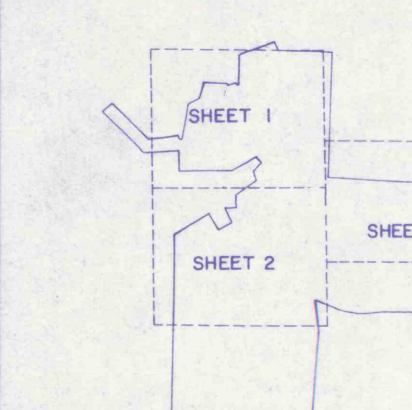
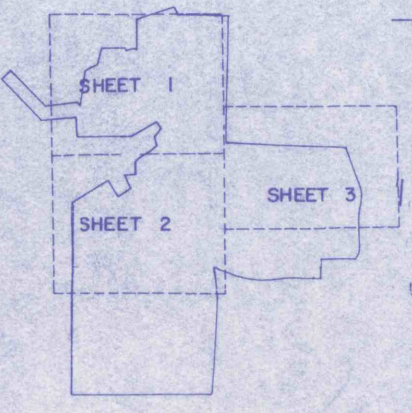


LEGEND

| | |
|----------|---------------------------------|
| [Symbol] | INTAKE AIR |
| [Symbol] | RETURN AIR |
| [Symbol] | INTAKE ESCAPERIES |
| [Symbol] | ALTERNATE ESCAPERIES |
| [Symbol] | SELF HOULAGE |
| [Symbol] | OVERCART |
| [Symbol] | WIRE WELL |
| [Symbol] | REGULATOR |
| [Symbol] | PERMANENT STOPPING |
| [Symbol] | CHECK CURTAIN |
| [Symbol] | DOOR |
| [Symbol] | W. Y. BLEEDER CIRCULATION 18.87 |



PREPARED BY
VAPCO ENGINEERING
PUNSUJAWNEY, PENNSYLVANIA

| | | |
|-----------|----|------|
| REVISIONS | BY | DATE |
| 3-21-85 | BL | |
| 6-5-86 | EM | |
| 12-22-86 | SH | |

SCALE: 1" = 600'

APPROVED: _____
DATE: _____

APPROVED: *Wm. J. Ploous*
DATE: 12-22-86
REG. NO. 25414-C

NOTE: Mine site locations & elevations from survey by Plateau Corporation & G R Mining Company.

G R MINING COMPANY
FAIRVIEW NO. 5 DEEP MINE
PORTER & PERRY TWP. JEFFERSON CO.

SHEET 1 OF 1

FINAL CLOSURE EXTENT