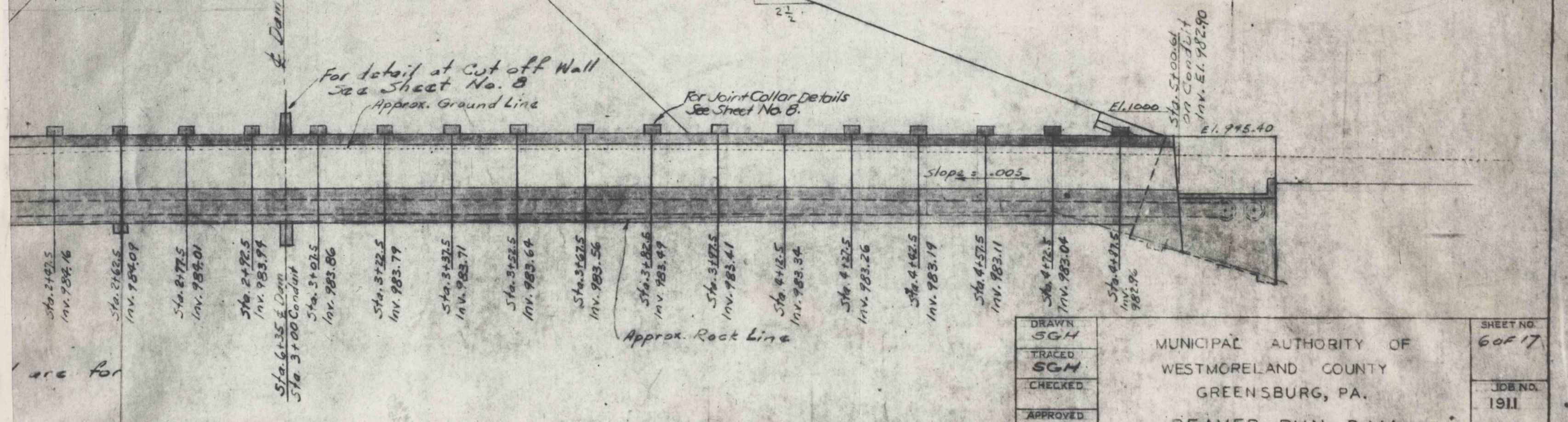
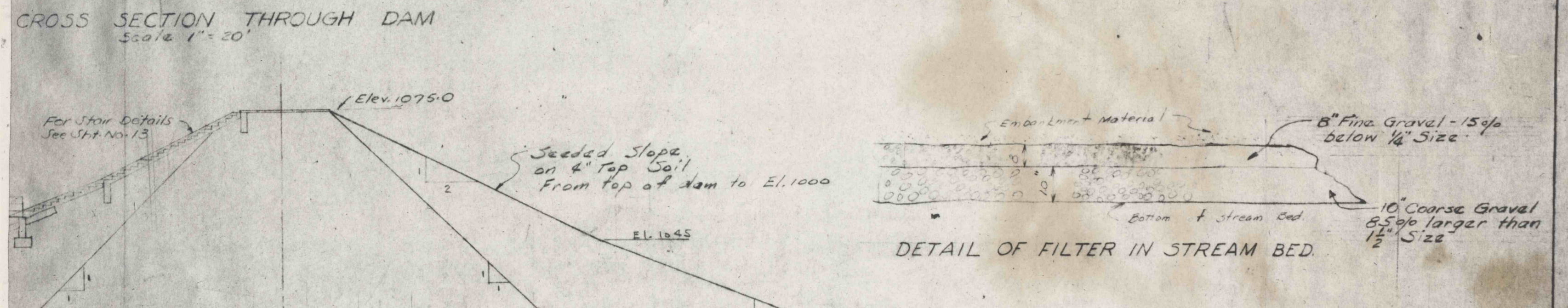
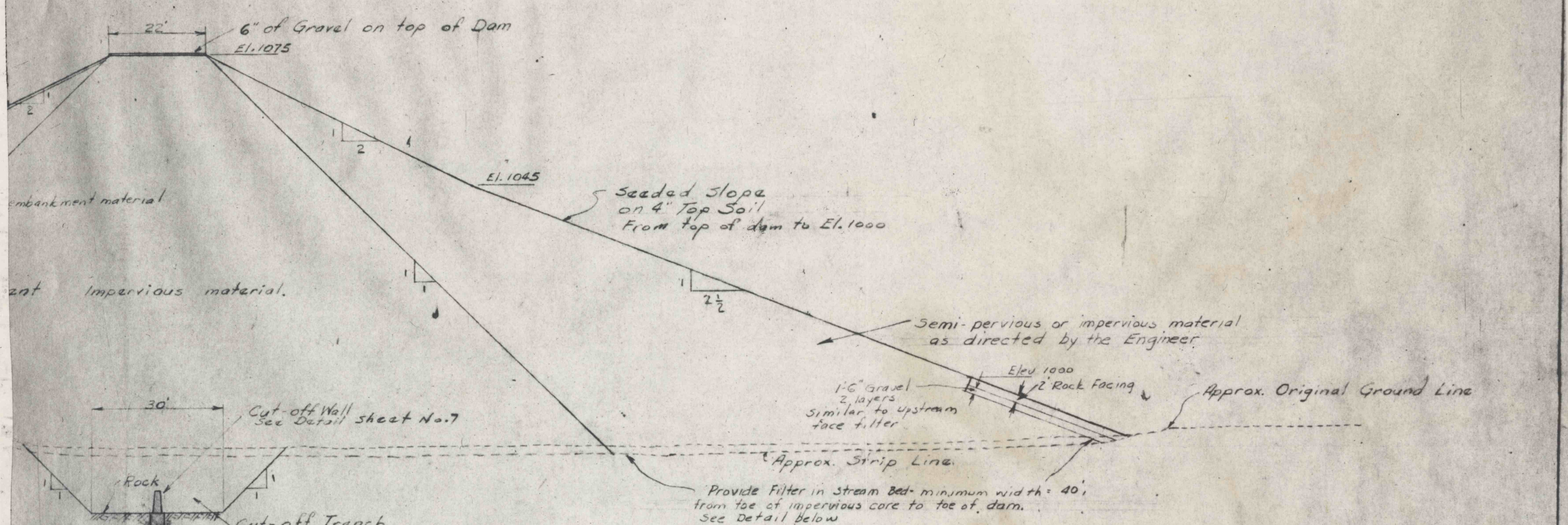
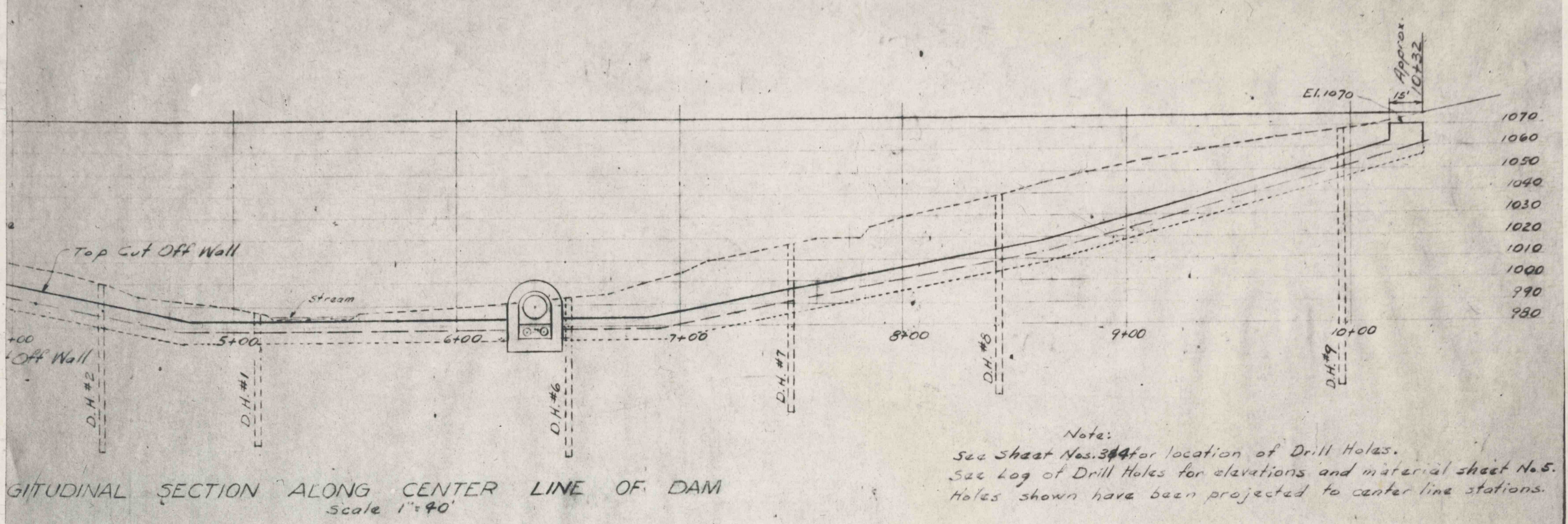


of project measurements



| | | | | | | | | | | | | | | | | |
|----------------------------|----------------------------|----------------------------|-----------------------------------|----------------------------|----------------------------|----------------------------|----------------------------|----------------------------|----------------------------|----------------------------|----------------------------|----------------------------|----------------------------|----------------------------|----------------------------|----------------------------|
| Sta. 2+00.3 Inv. 984.16 | Sta. 2+16.6 Inv. 984.09 | Sta. 2+72.5 Inv. 983.99 | Sta. 3+00 Conduit Sta. 3+00.00 | Sta. 3+02.5 Inv. 983.86 | Sta. 3+22.5 Inv. 983.79 | Sta. 3+32.5 Inv. 983.71 | Sta. 3+62.5 Inv. 983.64 | Sta. 3+67.5 Inv. 983.56 | Sta. 3+82.5 Inv. 983.49 | Sta. 3+87.5 Inv. 983.41 | Sta. 4+12.5 Inv. 983.34 | Sta. 4+22.5 Inv. 983.26 | Sta. 4+52.5 Inv. 983.19 | Sta. 4+57.5 Inv. 983.11 | Sta. 4+82.5 Inv. 983.04 | Sta. 4+87.5 Inv. 982.96 |
|----------------------------|----------------------------|----------------------------|-----------------------------------|----------------------------|----------------------------|----------------------------|----------------------------|----------------------------|----------------------------|----------------------------|----------------------------|----------------------------|----------------------------|----------------------------|----------------------------|----------------------------|

| | | |
|--------------------|--|-----------------------|
| DRAWN SGH | MUNICIPAL AUTHORITY OF WESTMORELAND COUNTY GREENSBURG, PA. BEAVER RUN DAM | SHEET NO. 60 of 17 |
| TRACED SGH | | IDB NO. 1911 |
| CHECKED | | |
| APPROVED J.D.C. | | |

MISCELLANEOUS SECTIONS THROUGH DAM

SCALE - AS SHOWN APRIL 1950
GANNETT FLEMING CORDRY & CARPENTER, INC.
ENGINEERS HARRISBURG, PA.



Drop Inlet Rock Top & Filter Revised - J.D.W. 5-15-51 CER.

C-100