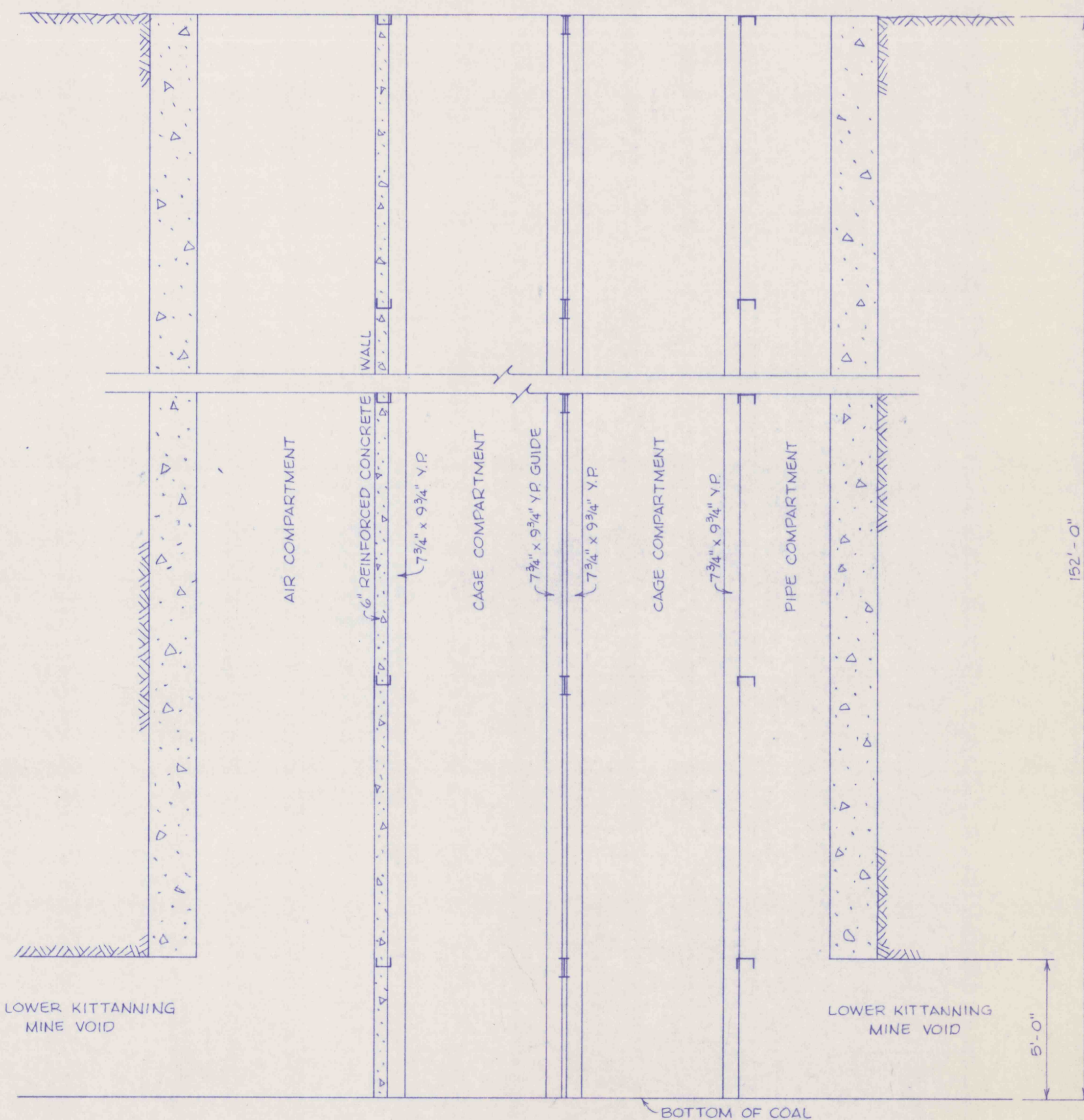
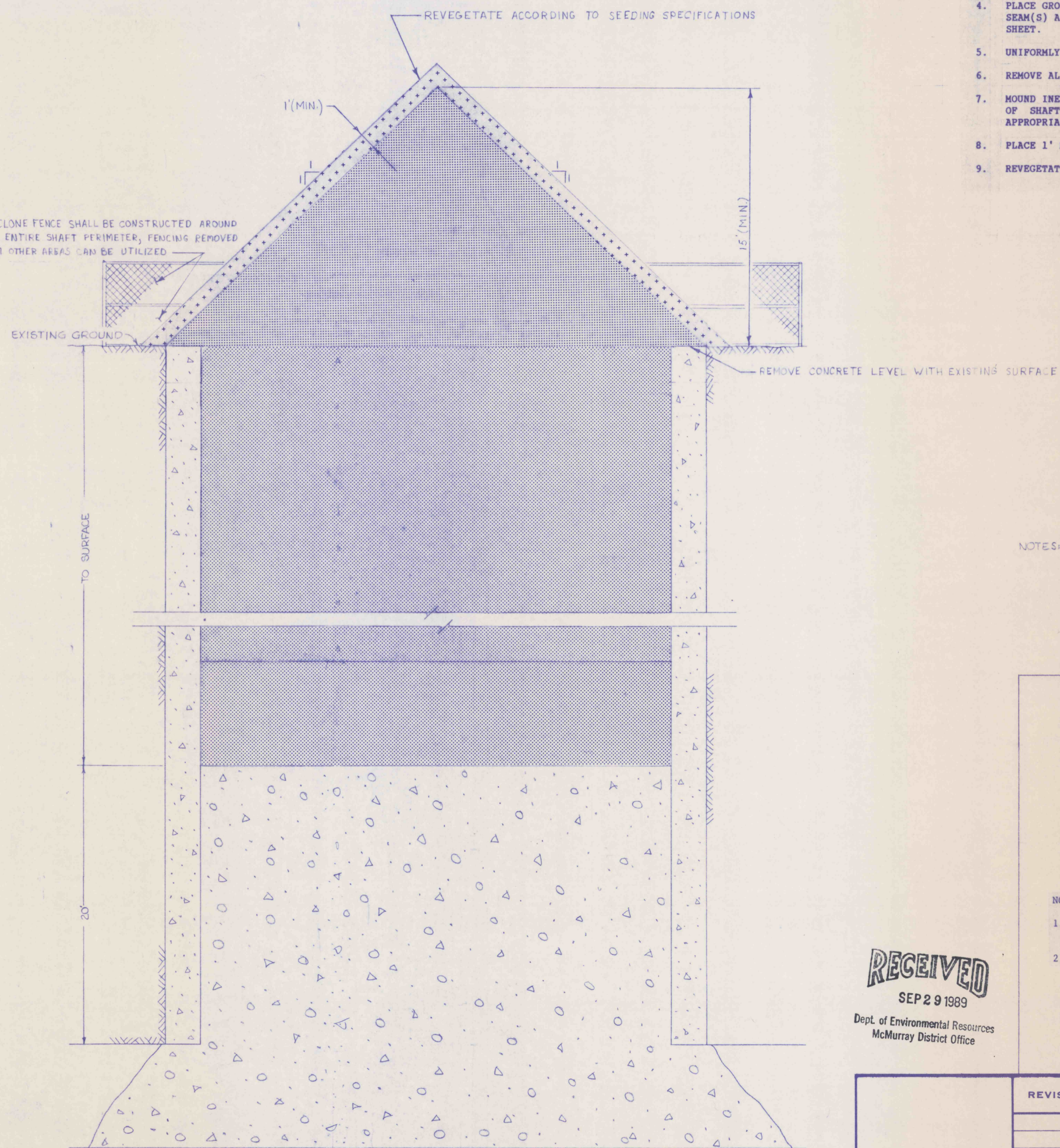


REMOVE EXISTING WOODEN STAIRCASE STRUCTURE PRIOR TO PLACEMENT OF FILL (TYP)

A CYCLONE FENCE SHALL BE CONSTRUCTED AROUND THE ENTIRE SHAFT PERIMETER, FENCING REMOVED FROM OTHER AREAS CAN BE UTILIZED



AS-BUILT CONSTRUCTION SECTION




PROPOSED BACKFILL SECTION

TYPICAL SHAFT BACKFILLING INSTRUCTIONS

1. PLACE ALL SEDIMENTATION AND EROSION CONTROL AS NEEDED AND SPECIFIED.
2. CLEAR ALL OBSTACLES IN SHAFTS THAT WOULD HINDER PLACEMENT OF GROUTED GRAVEL FILL OR INERT FILL BY BRIDGING OFF OR CAUSING VOIDS IN FILL MATERIAL.
3. A CONVEYING SYSTEM SHALL BE UTILIZED DURING THE GROUTED GRAVEL AND BACKFILL PLACEMENT OPERATIONS, IN ORDER TO MAINTAIN A SAFE STANDOFF DISTANCE.
4. PLACE GROUTED GRAVEL FILL TO A MINIMUM OF 20' ABOVE THE COAL SEAM(S) AS PER TECHNICAL SPECIFICATIONS AND DETAILS ON THIS SHEET.
5. UNIFORMLY PLACE INERT FILL IN THE SHAFTS TO THE SURFACE.
6. REMOVE ALL CONCRETE COPING TO EXISTING GRADE.
7. MOUND INERT FILL OVER THE SHAFT OPENING, 0.5' PER 10' DEPTH OF SHAFT BACKFILLED TO A MAXIMUM DEPTH OF 15' WITH APPROPRIATE SLOPE OF FILL AS DETAILED ON THIS SHEET.
8. PLACE 1' MINIMUM OF TOPSOIL OVER MOUNDED INERT FILL.
9. REVEGETATE ACCORDING TO TECHNICAL SPECIFICATIONS.

- NOTES:
- 1) EXISTING WOODEN STAIRCASE STRUCTURE TO BE REMOVED PRIOR TO PLACEMENT OF FILL.
 - 2) DURING BACKFILLING OPERATIONS, THE CONTRACTOR SHALL MAINTAIN HEIGHT OF BACKFILL MATERIAL AT APPROX. SAME ELEVATION WITHIN BOTH SHAFT COMPARTMENTS TO PREVENT COLLAPSE OF THE CONCRETE CURTAIN WALL.

LEGEND



NOTE:

1. All Pilot Hole/Water Ring Drain Holes from the surface will be filled completely with concrete.
2. Grouted gravel particle sizes 1" - 12".

RECEIVED
SEP 29 1989

Dept. of Environmental Resources
McMurray District Office

APPROVED:	REVISIONS	ISSUED	CLEANING PLANT AIR SHAFT SEAL DETAILS	SCALE NO SCALE
	BIRD NO. 3 MINE BIRD COAL COMPANY SITUATE STONY CREEK TOWNSHIP, CAMBRIA CO., PA CONEMAUGH TWP., SOMERSET CO., PA			SHEET NO. 36
	FILE	JOB 86003	GWIN, DOBSON & FOREMAN, INC. CONSULTING ENGINEERS ALTOONA, PENNSYLVANIA	
			DRAWN BY: ARH CHECKED:	