

CRESCENT REFRACTORIES CO.


CURWENVILLE, CLEARFIELD COUNTY, PA.
ENGINEERING DEPARTMENT

ENV. No. 41
SHEET No. 148
50-3-350

MAP SHOWING RIGHT OF WAY ACROSS
LANDS OF THE ROARING RUN STONE CO.,
SITUATED IN PIKE TWP. CLEARFIELD CO., PA.

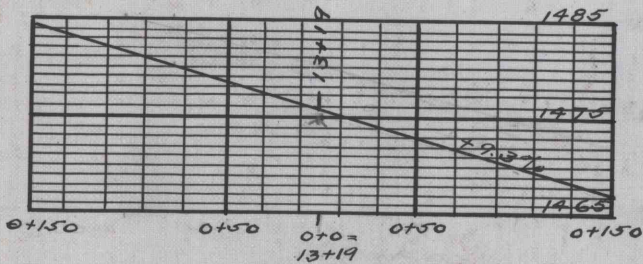
SCALE

DATE 4-26-20

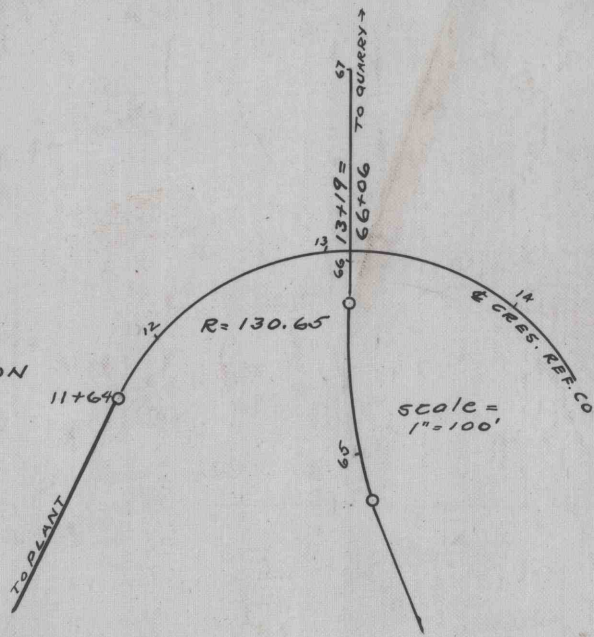


PROFILE CRES. REF. CO.
VER. 1" = 20'
HOR. 1" = 100'

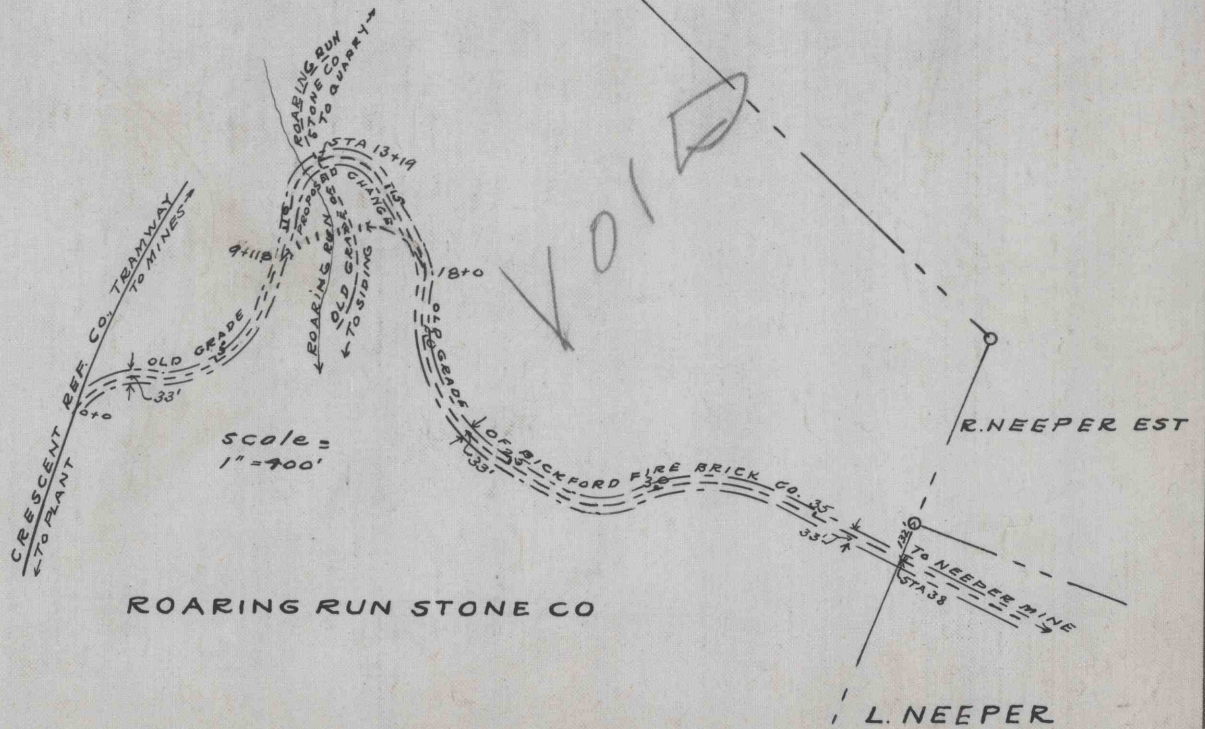
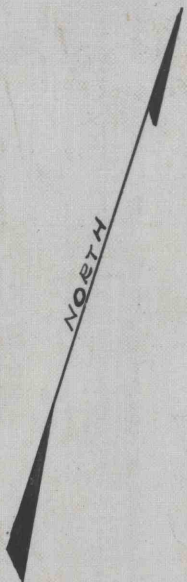
13+69 = ϕ of BOTH TRACKS AT INTERSECTION



PROFILE ROARING RUN STONE CO.
SCALE VER. 1" = 20'
HOR. 1" = 100'



R. NEEPER EST



WORKED FROM 1928 I. 1906 N. NOTES.

DRAWN BY C.F.S.

CHECKED BY *R. J. H.*