

REFERENCE DATA

ENV. NO. L1
 SHEET NO. 125
 50-3-300


STANDARD MAGAZINE.

DATE 1-18-19.

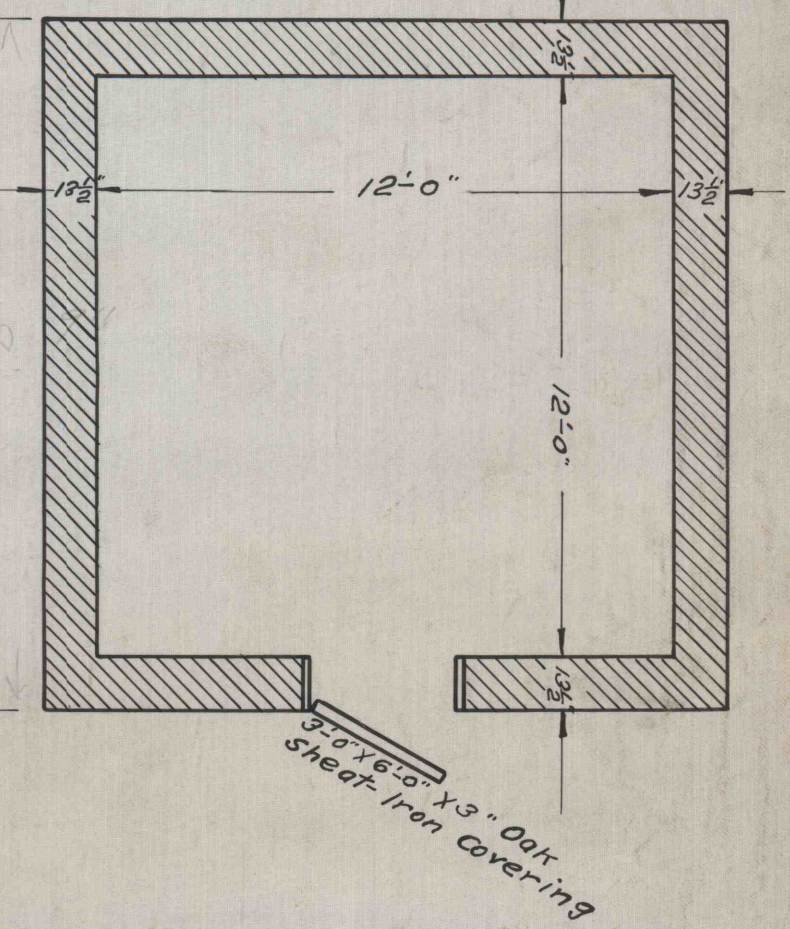
SCALE $\frac{1}{4}'' = 1'-0''$

3100/BRICK

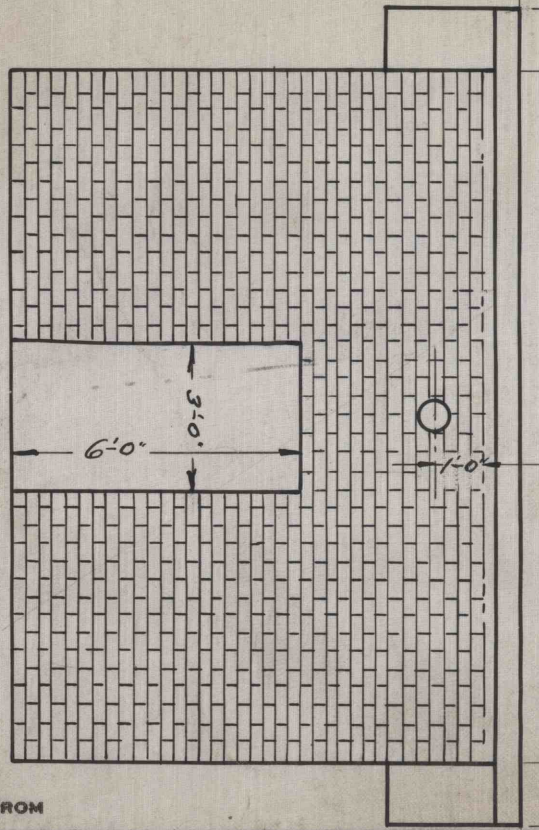
SIDE ELEVATION



PLAN



FRONT ELEVATION.



- BILL OF MATERIAL**
- BRICK - 10,395 (AT 21-PER SQ. FT.)
 - 8 - 2" X 6" - 17'-0"
 - 1 - 3" X 12" - 5'-0"
 - 300 - SQ. FT. SHEATHING.
 - 3 - SQ. ROOFING
 - 1 - 6'-0" X 3'-0" X 3" OAK.
 - 1 - 2" X 12" X 16'-0" DOOR JAMB.
 - 3 - HINGES COMPLETE.
 - 1 - HASP, STEEPLE, & PADLOCK
 - 5 1/2 - TON SAND.
 - 10 - BBL'S CEMENT

WORKED FROM

DRAWN BY H.S.C.

CHECKED BY C.F.S.