






LEGEND

-  Reserves in beds over 28" thick
-  Reserves in beds less than 28" thick
-  Mined out
-  Outside outcrop



Pittsburgh seam  
Westmoreland County PA.