


# VEIN SECTIONS AT MORRIS RUN

Seymour



Slate

2'-3" Coal

3' Fire clay mixed with sand

40' to 50' Sand Stone

0'-8" Bone

2'-7" Coal

0'-9" Fire Clay

0'-2" Slate

0'-2" Coal

0'-7" Coal

6' to 8' Fire Clay

6' to 8' Sand Slate

1'-5" Coal

1'-7" Cannel Slate

0'-6" Fire Clay

8'-10" Coal

8'-5" Slaty Coal

10'-0" Sand Slate

10'-0" Slate

0'-10" Bone

20' Slate


2'-8" Coal

1'-3" Brown Stone

2'-6" Bottom Coal

2 1/2' to 4' Fire

## N<sup>o</sup>8 Drift Morgan Vein



0'-6" Bone

0'-9" Coal

0'-3" Rock

2'-3" Coal

6" to 3' Fire Clay

5" to 10" Coal

Fire Clay

Sand Slate


Morgan

Cannel

1 Ft. Vein

Bloss

## N<sup>o</sup>12 Drift Bloss Vein



0'-1" Bone

2'-3" Coal

3'-3" Fire Clay

0'-3" Slate

1'-1" Coal

0'-1" Slate

1'-2" Coal

Fire Clay and Sand Stone

Above Section with exception of Bloss taken at or near N<sup>o</sup>1 Plane, Bloss taken on Slope.

APR. 10 1914