


NO. 8 DRIFT 5 LEFT HEADING




SAND STONE ROOF

SPACE 1'-3½"
BONE 0'-8"
COAL 0'-10"
FIRE CLAY 0'-3½"

COAL 2'-5"

FIRE CLAY

NO. 1 PLANE MAIN EAST ROOMS




SAND STONE ROOF

SPACE 1' 0"
BONE 0' 6"

COAL 2'-8½"

FIRE CLAY

NO. 16 DRIFT, NO. 1 RIGHT OFF EAST NO. 1 NORTH



SAND STONE ROOF

SPACE 1'-3½"
SOFT SLATE 0'-6"
BONE 0'-9"

COAL 1'-7"
SLATE 0'-3"

COAL 1'-10"

FIRE CLAY 1'-2"

COAL 0'-5"
BONE 0'-2"
COAL 0'-10"

FIRE CLAY

SOME OF THE CONDITIONS MET WITH IN THE MORGAN VEIN AT MORRIS RUN, PA.

Fig 3

Fig. 3.