






LEGEND

-  Reserves in beds over 28" thick
-  Reserves in beds less than 28" thick
-  Mined out
-  Areas excluded from estimate
-  Outside outcrop

(-SP/27)



PN-456
65
Jefferson Co. Pa.
James Pittman

55110