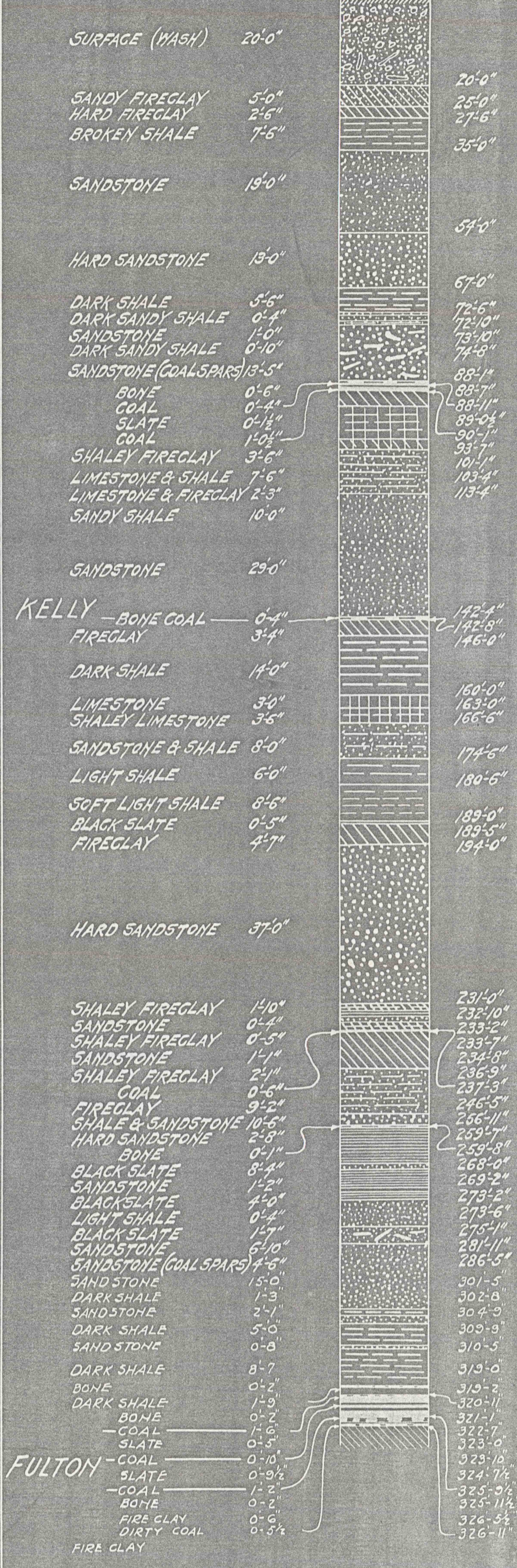



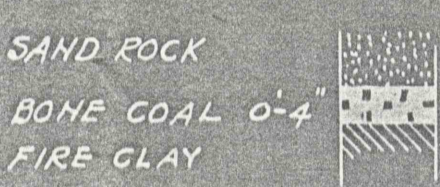
# DH #18

EL. 1577.1



DETAILS OF KELLY SEAM

DETAILS OF FULTON SEAM



SECTION OF MEASURES  
IN  
DIAMOND DRILL HOLE NO. 18  
(JOHN HAMILTON TRACT)  
PENN CENTRAL LIGHT AND POWER CO.  
BROAD TOP TWP. BEDFORD CO. PA.

SCALE 1"=20'  
DRILLED BY L.J. HUGHES

W. A. JILLIMAN,  
MINING ENGINEER,  
ALTOONA, PA.

JANUARY 1931.