

Wynabig, T.F.


PERMIT #63891301
ISSUED November 8, 1989

INCORPORATION CLYDE MINE LIFE OF MINE PERMIT AREA


MON VALLEY STEEL COMPANY, INC.
supersedes BCLR Mining Corp.,
Republic Steel Corp., and
other related owners referred to
in these maps and documents.

————— LIFE OF MINE AREA
- - - - - TOWNSHIP OR COUNTY LINE

GREENE CO.
MORGAN TWP.
WASHINGTON TWP.



WASHINGTON CO.
DEEMSTON BORO
EAST BETHLEHEM TWP.
WEST BETHLEHEM TWP.



RECEIVED
MAR 06 1990
Department of Environmental Resources
McMurry District Office

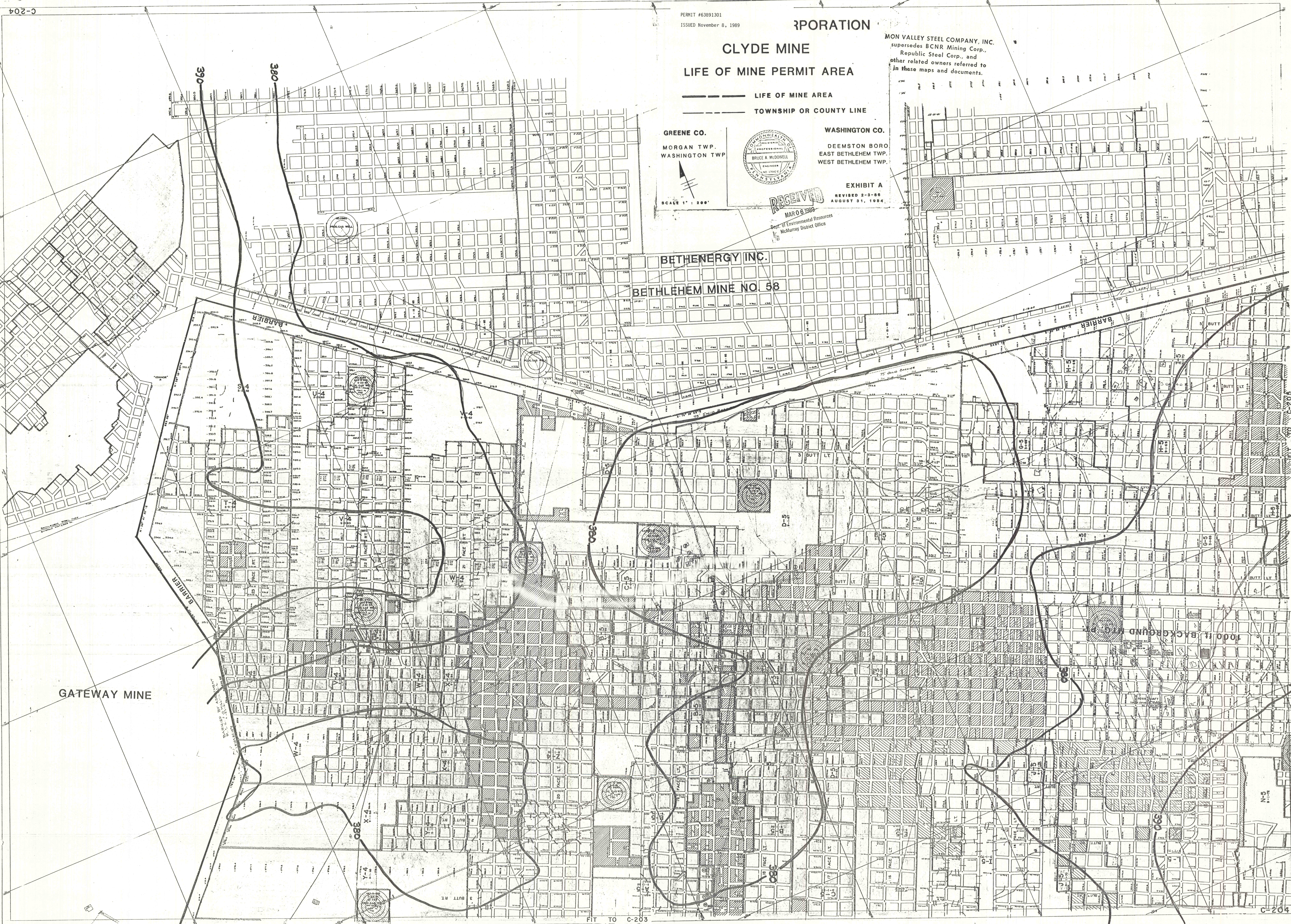
EXHIBIT A
REVISED 2-3-89
AUGUST 31, 1984

BETHENERGY INC.

BETHLEHEM MINE NO. 58

GATEWAY MINE

1000 FT. BACKGROUND



C-204

FIT TO C-203

C-204