






LEGEND

-  Reserves in beds over 28" thick
-  Reserves in beds less than 28" thick
-  Mined out
-  Areas excluded from estimate
-  Outside outcrop

PN-456
249
Washfield, C. P.
Sandy Beach, Oregon