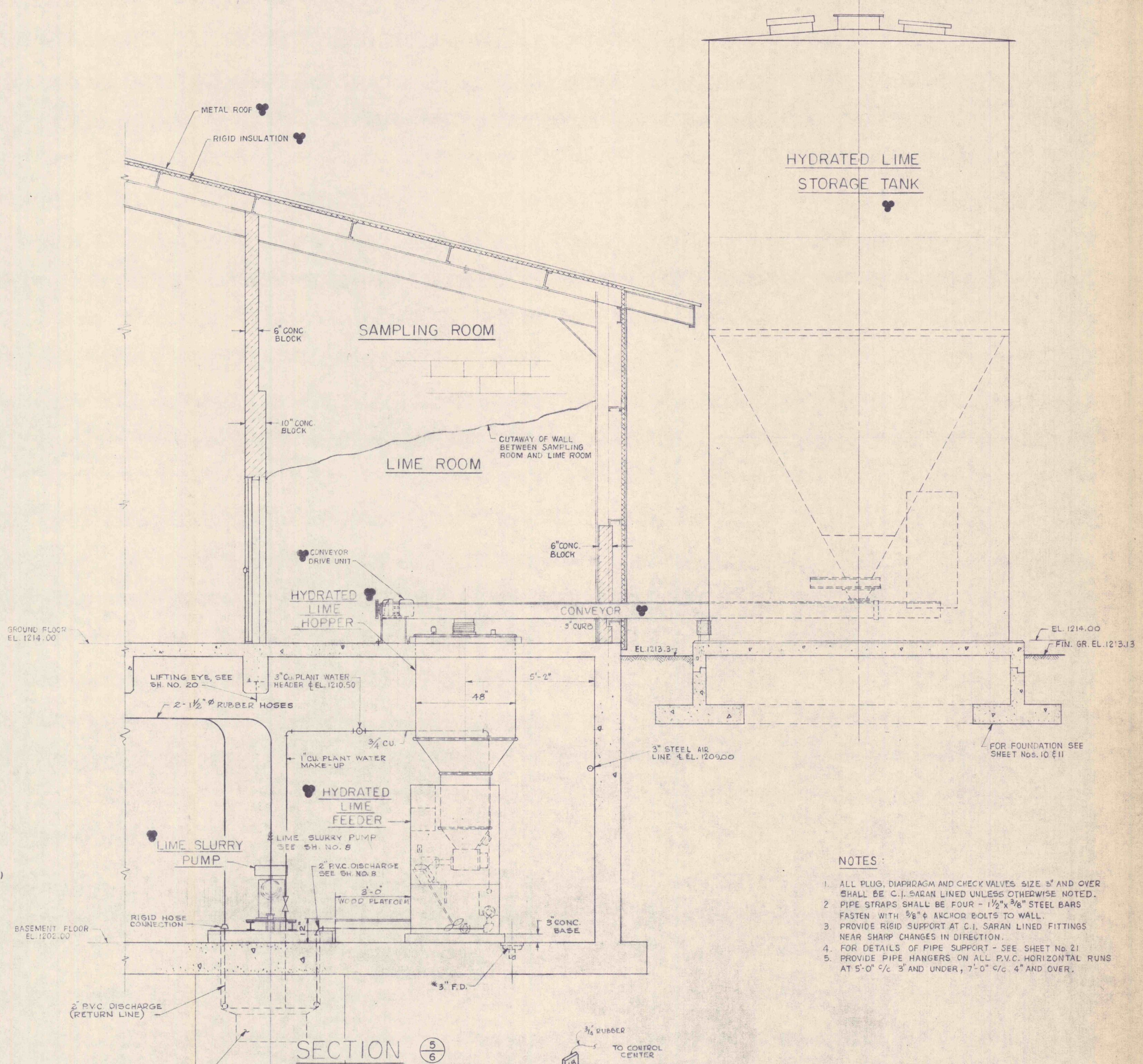


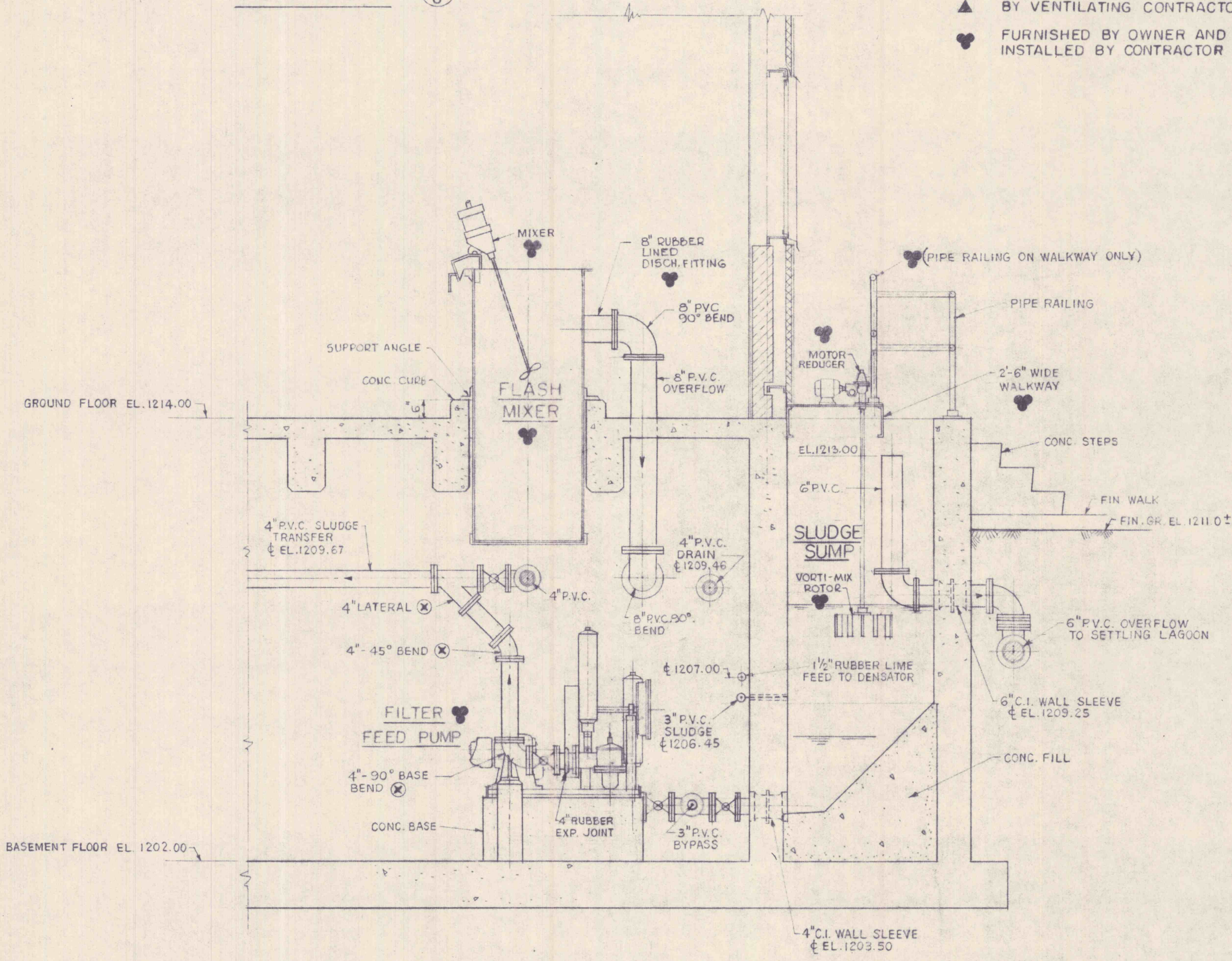
SECTION 6

- LEGEND**
- ⊗ INDICATES SARAN LINED STEEL PIPES AND CAST IRON SARAN LINED FITTINGS
 - ⊗ GATE VALVE ON COPPER LINES
 - ⊗ DIAPHRAGM VALVE ON PVC LINES (NOTE 1)
 - ⊗ PLUG VALVE (NOTE 1)
 - ⊗ CHECK VALVE (NOTE 1)
 - * BY PLUMBING CONTRACTOR
 - ▲ BY VENTILATING CONTRACTOR
 - ♥ FURNISHED BY OWNER AND INSTALLED BY CONTRACTOR

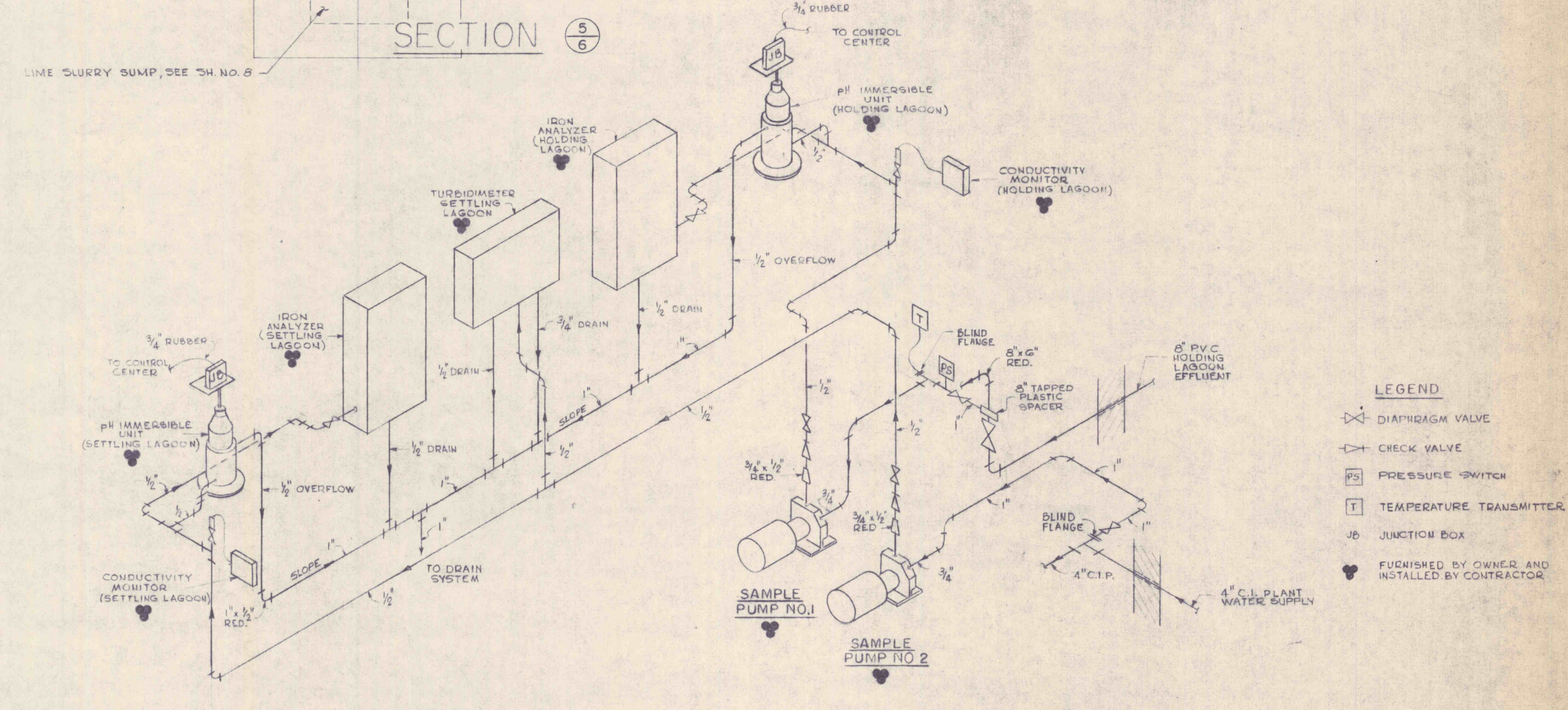


SECTION 5

- NOTES**
1. ALL PLUG, DIAPHRAGM AND CHECK VALVES SIZE 3" AND OVER SHALL BE C.I. SARAN LINED UNLESS OTHERWISE NOTED.
 2. PIPE STRAPS SHALL BE FOUR 1/2" X 3/8" STEEL BARS FASTENED WITH 3/8" ANCHOR BOLTS TO WALL.
 3. PROVIDE RIGID SUPPORT AT C.I. SARAN LINED FITTINGS NEAR SHARP CHANGES IN DIRECTION.
 4. FOR DETAILS OF PIPE SUPPORT - SEE SHEET No. 21
 5. PROVIDE PIPE HANGERS ON ALL PVC HORIZONTAL RUNS AT 5'-0" C/C 3" AND UNDER, 7'-0" C/C 4" AND OVER.



SECTION 7



- LEGEND**
- ⊗ DIAPHRAGM VALVE
 - ⊗ CHECK VALVE
 - ⊗ PRESSURE SWITCH
 - ⊗ TEMPERATURE TRANSMITTER
 - ⊗ JUNCTION BOX
 - ♥ FURNISHED BY OWNER AND INSTALLED BY CONTRACTOR

REVISIONS			
NO.	DESCRIPTION	DATE	BY



DRAWN J.F.W. TRACED J.F.W. CHECKED C.K.M. APPROVED G.G.B. APPROVED	GANNETT FLEMING CORDDRY & CARPENTER, INC. ENGINEERS		JOB No. 4590	THE PENNSYLVANIA STATE UNIVERSITY CONSTRUCTION OF A MINE DRAINAGE TREATMENT PLANT HUSTON TOWNSHIP, CLEARFIELD CO., PA.	SHEET No. 9
	600 N. SECOND ST. HARRISBURG, PENNA.		SCALE 3/8" = 1'-0"	CONTROL BUILDING MECHANICAL SECTIONS	DRAWING No. I-17518
	DATE JUNE 1967		DATE JUNE 1967		