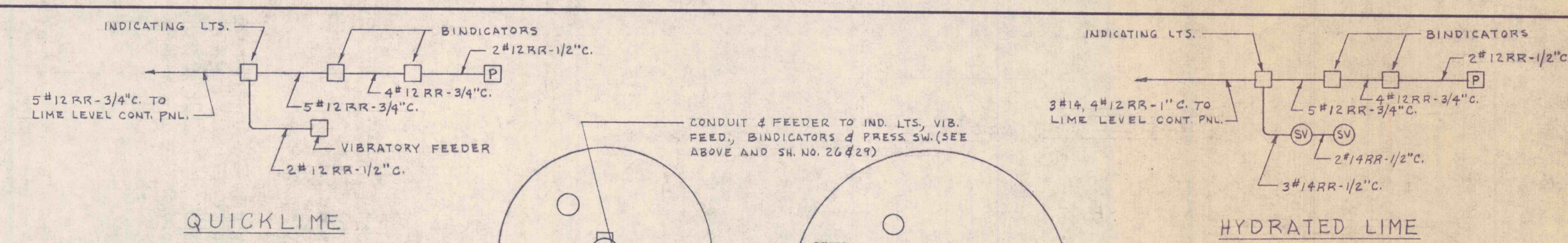


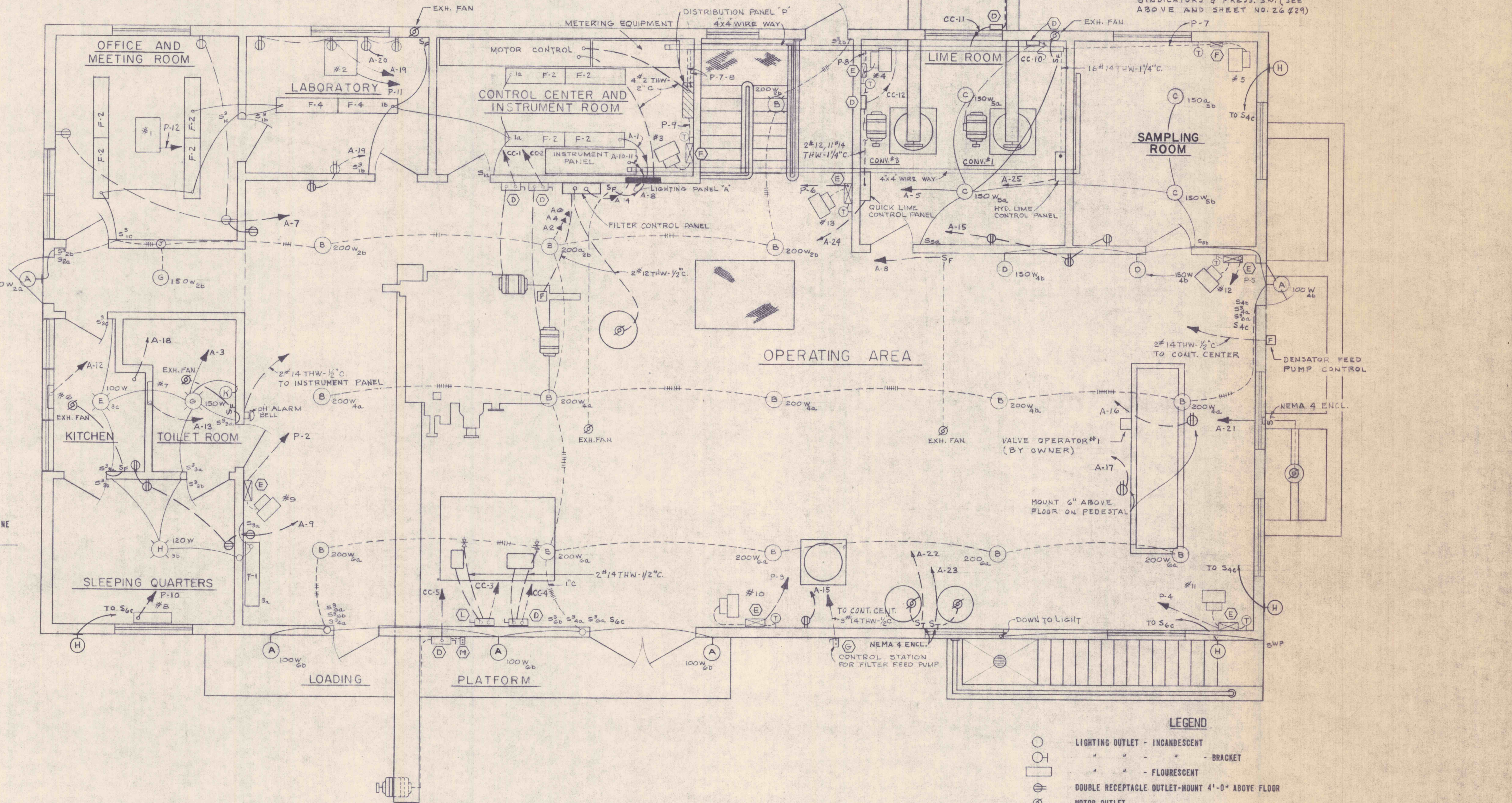
LIGHTING PANEL 'A' - 120/208 V - 3 PHASE - 4 WIRE

CIRCUIT NO.	DESCRIPTION	BREAKER	FEEDER
1	LIGHTS, OFFICE, LAB., INSTRUMENT ROOM	20A-SP	2#12 THW-1/2" C.
2	LIGHTS, FILTER ROOM		
3	LIGHTS, KITCHEN, TOILET, SLEEPING QUARTERS, WORK BENCH		
4	LIGHTS, FILTER ROOM		
5	LIGHTS, LIME ROOM & SAMPLING ROOM		
6	LIGHTS, FILTER ROOM		
7	RECEPTACLES		
8	EXHAUST FANS, OPERATING ROOM	30A-SP	
9	RECEPTACLES	20A-SP	
10	INSTRUMENT PANEL		
11	INSTRUMENT PANEL		
12	HEATER, KITCHEN		
13	HEATER, TOILET		
14	FILTER CONTROL PANEL		
15	RECEPTACLES		
16	FLASH MIXER #1		
17	FLASH MIXER #2		
18	KITCHEN UNIT	30A-OP	3#10 THW-3/4" C.
19	RECEPTACLES, LABORATORY	20A-SP	2#12 THW-1/2" C.
20			2#12 THW-1/2" C.
21	SLUDGE SUMP MIXER		2#12 THW-1/2" C.
22	POLYELECTROLYTE MIXER		2#12 THW-1/2" C.
23	SODIUM HYDROXIDE PUMP		2#12 THW-1/2" C.
24-25	LIME LEVEL CONTROL PANEL		
26	SPARE		
27-35			

GENERAL NOTES
 1. PROVIDE A 480/208 VOLT CONTROL TRANSFORMER FOR EACH STARTER OR CONTACTOR.



SLUDGE PUMP NO. 1	QUICK LIME BAG SHAKER	MAIN C.B.	RECIRC. FAN HYDR. LIME	LIME FEED CONV. NO. 1	DIST. PANEL 'D'	DIST. PANEL 'D'
DRUM DRIVE	RECIRC. FAN QUICK LIME		BENNETT BR. PROCTOR NO. 2 C.B.	LIME FEED CONV. NO. 2	PLANT TRANS. PANEL C.B.	LTS. TRANS. PANEL C.B.
DENSATOR MIXER	HYDRATED LIME BAG SHAKER	VACUUM PUMP	PROCTOR NO. 1 C.B.	LIME FEED CONV. NO. 3		
DENSATOR SCRAPER	DEEP WELL PUMP		DENSATOR FEED PUMP	LIME SLAKER AGITATOR		
SURFACE AERATOR NO. 1	VACUUM FILTER DRIVE	SLUDGE CONVEYOR	DENSATOR RECIRC. PUMP	FILTRATE PUMP		LTS. TRANS. 15 KVA.
SURFACE AERATOR NO. 2	VACUUM FILTER AGITATOR	LIME AIR BLOWER	FILTER FEED PUMP	LIME SLURRY PUMP		

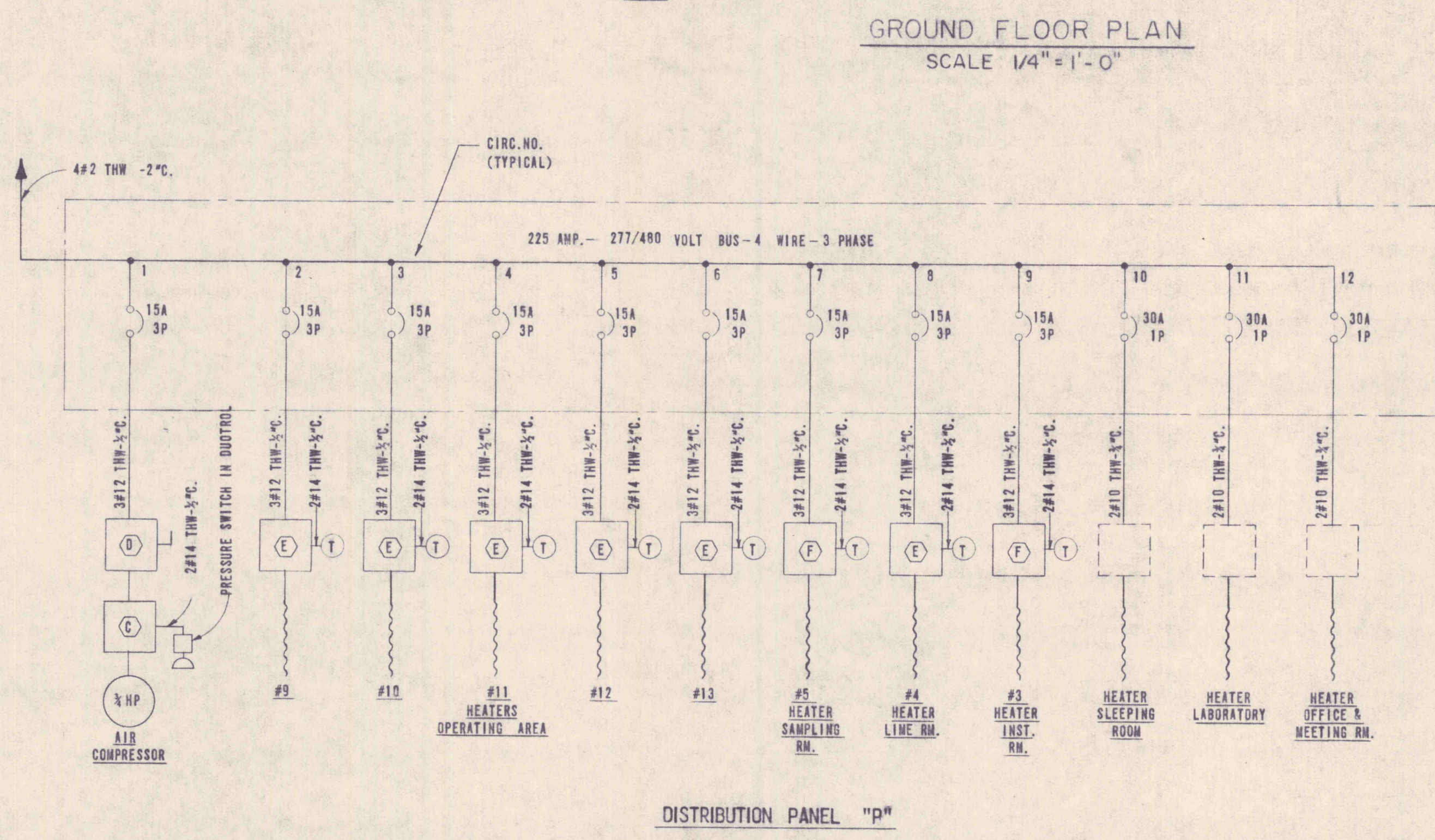


CONTROL CENTER ELEVATION

LIGHTING FIXTURE SCHEDULE


TYPE	LOCATION	SIMILAR & EQUAL TO	LAMPS	MOUNTING
F-2	OFFICE & MEETING ROOM	MILLER NF-2122-04	2-40W	RECESSED
F-4	LABORATORY	MILLER NF-3122-04	3-40W	RECESSED
F-2	INSTRUMENT ROOM	MILLER NF-2122-04	2-40W	RECESSED
C	LIME ROOM	MILLER AE-3011	150W	CEILING
C	CHEMICAL STORAGE	MILLER AE-3011	150W	CEILING
E	KITCHEN	MILLER BS-1121	150W	RECESSED
G	TOILET	MILLER BS-1102	150W	RECESSED
H	SLEEPING QUARTERS	MILLER BS-1121	150W	RECESSED
B	FILTER ROOM	MILLER AE-3042	200W	PENDENT 12'-0"
F-1	WORK BENCH	MILLER MI-2101-04	2-40W	PENDENT 7'-6"
B	BASEMENT	MILLER AE-3042	200W	PENDENT 11'-0"
A	OUTSIDE	MILLER AC-2051	150W	WALL 8'-0"
A	LOADING DOCK	MILLER AC-2051	150W	WALL 8'-0"
K	TOILET	ART METAL 3559-PC	2-75W	WALL (OVER MIRROR)
B	STORAGE AREA	MILLER AE-3042	200W	PENDENT 12'-0"
V	PUMPING STATIONS	MILLER AC-3041	150W	PENDENT (AS NOTED)
B	GARAGE	MILLER AE-3042	200W	PENDENT 12'-0"
D	FILTER ROOM	MILLER AC-1051	150W	WALL 8'-0"
G	HALL	MILLER BS-1102	150W	RECESSED
H	OUTSIDE	STEBER S-621A	150W	WALL-12'-0"

- LEGEND**
- LIGHTING OUTLET - INCANDESCENT
 - LIGHTING OUTLET - FLUORESCENT
 - DOUBLE RECEPTACLE OUTLET-MOUNT 4'-0" ABOVE FLOOR
 - MOTOR STARTER OR CONTROLLER
 - CIRCUIT SWITCH
 - LOCAL LIGHTING SWITCH - SINGLE POLE
 - THREE WAY
 - MANUAL MOTOR STARTER-SINGLE PHASE
 - THERMOSTAT
 - TWO SPEED FAN SWITCH (BY VENT. CONT'R.)
 - CONDUIT RUN IN WALL OR CEILING CONSTRUCTION
 - FLOOR CONSTRUCTION
 - EXPOSED CONDUIT RUN
 - SOLENOID VALVE
 - FLOAT SWITCH (BY OWNER)
 - PRESSURE SWITCH
 - LIGHTING PANEL B (SEE SCHEDULE)
 - DISTRIBUTION PANEL D (SEE DIAGRAM)
 - MAGNETIC STARTER - SIZE 1 (NEMA 4 ENCL.) - SEE NOTE NO. 1
 - MOTOR CIRCUIT SWITCH-30A-3P, 600V, NON-FUSE (NEMA 4 ENCL.)
 - COMBINATION MAGNETIC CONTACTOR, 30A-3P, 600V, NON-FUSE (NEMA 4 ENCL.) - SEE NOTE NO. 1
 - "START-STOP" PUSHBUTTON (NEMA 4 ENCL.)
 - CIRCUIT BREAKER-15A-OP, 480V, EH FRAME (NEMA 4 ENCL.)
 - LIGHTING TRANSFORMER-3KVA, 480V-1φ TO 120/240V-1
 - LIGHTING PANEL-120/240V, 1φ, 3W, TYPE NOB WITH 6-20A-SP BREAKERS
 - COMBINATION LINESTARTER-SIZE 2, 600V (NEMA 4 ENCL.) - SEE NOTE NO. 1
 - MOTOR CIRCUIT SWITCH-60A-3P, 600V, NON-FUSE (NEMA 4 ENCL.)
 - "STOP" PUSHBUTTON (NEMA 4 ENCL.)



REVISIONS

NO.	DESCRIPTION	DATE	BY



DRAWN E.M.M. TRACED D.S. CHECKED C.K.M. APPROVED G.G.B. APPROVED	GANNETT FLEMING CORDDRY & CARPENTER, INC. ENGINEERS 600 N. SECOND ST. HARRISBURG, PENNA.	JOB NO. 4590 SCALE 1/4"=1'-0" DATE JUNE 1967	THE PENNSYLVANIA STATE UNIVERSITY CONSTRUCTION OF A MINE DRAINAGE TREATMENT PLANT HUSTON TOWNSHIP, CLEARFIELD CO., PA. CONTROL BUILDING GROUND FLOOR ELECTRICAL	SHEET NO. 25 DRAWING NO. I-17534
--	---	--	--	--